

**TRANSCANADA PIPELINES LIMITED
MAINLINE SETTLEMENT AGREEMENT**

Among:

TRANSCANADA PIPELINES LIMITED

- and -

ENBRIDGE GAS DISTRIBUTION INC.

- and -

UNION GAS LIMITED

- and -

GAZ METRO LIMITED PARTNERSHIP

TABLE OF CONTENTS

ARTICLE 1 INTERPRETATION	2
1.1 Definitions.....	2
1.2 General Interpretation	7
1.3 Appendices.....	7
ARTICLE 2 OVERVIEW, PURPOSES AND HIGH LEVEL PRINCIPLES	7
2.1 Overview.....	7
2.2 Purposes	7
2.3 High Level Principles.....	8
ARTICLE 3 TERM AND TERMINATION	9
3.1 Term.....	9
ARTICLE 4 LITIGATION MATTERS	9
4.1 Obligations.....	9
4.2 Future Matters	9
ARTICLE 5 THE MOU	9
5.1 The MOU	9
ARTICLE 6 REGULATORY APPROVALS	10
6.1 Regulatory Approvals	10
6.2 Appeals and Review and Variance	10
6.3 Covenant to Cooperate with Regulatory Approvals	10
6.4 Covenant to Obtain Industry Support	11
ARTICLE 7 NEB APPROVAL	11
7.1 NEB Approval of Tariff Changes	11
7.2 Early Termination Dates	11
7.3 Second NEB Process.....	12
ARTICLE 8 LDC AND TRANSCANADA COMMITMENTS	13
8.1 LDC Commitments	13
8.2 TransCanada Commitments.....	15
ARTICLE 9 CONTRACT TERM & CONVERSION FROM LH CONTRACTS TO SH CONTRACTS	15
9.1 Term for Expansion Facilities.....	15
9.2 Conversion from LH Contracts to SH Contracts	16
ARTICLE 10 DISCRETIONARY PRICING, NEW SERVICES AND DIVERSION RIGHTS	16
10.1 Discretionary Service Pricing	16
10.2 New Services	16
10.3 Diversion Rights	17
ARTICLE 11 MARKET ACCESS	17
11.1 Fair and Non-Discriminatory Access.....	17
ARTICLE 12 REVENUE REQUIREMENT AND ASSOCIATED ACCOUNTS	18
12.1 Revenue Requirement.....	18

FINAL EXECUTION

12.2	Adjustment Accounts and Regulatory Amortizations.....	19
12.3	Long Term Adjustment Account	20
12.4	Bridging Amortization Account.....	20
ARTICLE 13 TOLL DESIGN.....		20
13.1	Compliance Tolls	20
13.2	January 1, 2015 to December 31, 2020 Toll Design.....	21
13.3	Toll Design for January 1, 2021 to December 31, 2030	22
13.4	Toll Design for Miscellaneous Services	22
ARTICLE 14 TOLLS.....		23
14.1	Tolls	23
ARTICLE 15 INCENTIVE SHARING MECHANISM		23
15.1	Incentive Sharing Mechanism.....	23
ARTICLE 16 MISCELLANEOUS		24
16.1	Notices	24
16.2	Severability	25
16.3	Governing Law	25
16.4	Compliance with Laws.....	25
16.5	Time of the Essence	25
16.6	Binding Entire Agreement	26
16.7	Waiver.....	26
16.8	Enurement	26
16.9	Assignment	26
16.10	Amendments	26
16.11	Survival.....	26
16.12	Dispute Resolution.....	26
16.13	Execution	27

TRANSCANADA PIPELINES LIMITED
MAINLINE SETTLEMENT AGREEMENT

THIS AGREEMENT made as of the 31st day of October, 2013.

AMONG:

TRANSCANADA PIPELINES LIMITED, a corporation incorporated under the laws of the Province of Alberta ("**TransCanada**")

- and -

ENBRIDGE GAS DISTRIBUTION INC., a corporation incorporated under the laws of the Province of Ontario ("**Enbridge**")

- and -

UNION GAS LIMITED, a corporation incorporated under the laws of the Province of Ontario ("**Union**")

- and -

GAZ METRO LIMITED PARTNERSHIP, a limited partnership formed under the laws of the Province of Quebec ("**Gaz Metro**")

RECITALS:

WHEREAS TransCanada owns and operates a natural gas pipeline system extending from a point near the Alberta/Saskatchewan border where TransCanada's facilities interconnect with the facilities of NOVA Gas Transmission Ltd. easterly to the Province of Quebec with branch lines extending to various points on the international border and including its firm transportation contracts on other pipelines ("**TBO**") such as Great Lakes Gas Transmission Limited Partnership, Trans Quebec and Maritimes Pipeline Inc., Union and Enbridge (the "**Mainline System**");

WHEREAS Enbridge owns and operates a natural gas distribution system in the Province of Ontario (the "**Enbridge System**");

WHEREAS Union owns and operates a natural gas transmission system in the Province of Ontario ("**Union's Dawn Parkway System**") and a natural gas distribution system in the Province of Ontario (collectively the "**Union System**");

WHEREAS Gaz Metro owns and operates a natural gas distribution system in the Province of Quebec (the "**Gaz Metro System**");

WHEREAS TransCanada and Enbridge terminated the MOU (as defined below) effective September 11, 2013, and the MOU is of no further force and effect;

WHEREAS the Ontario Energy Board has encouraged the Parties to cooperate and consult on the efficient development of natural gas infrastructure at or near Parkway; and

FINAL EXECUTION

WHEREAS the Parties wish to enter into this Agreement to resolve matters related to, among other things, the efficient development of natural gas infrastructure in Canada, specifically in the Provinces of Ontario and Quebec, in accordance with the terms and conditions set out herein.

NOW THEREFORE, in consideration of the premises and the covenants and agreements set forth herein, the Parties agree as follows:

ARTICLE 1 INTERPRETATION

1.1 Definitions

The words and phrases set forth below shall have the respective meaning ascribed to them below. Any capitalized terms not defined in this Agreement will have the definitions ascribed to them in the Tariff.

- (a) "**2015 NCOS**" has the meaning as set out in subsection 11.1(a).
- (b) "**2016 NCOS**" has the meaning as set out in subsection 11.1(b).
- (c) "**Acceptable Regulatory Approval**" has the meaning as set out in Section 6.1.
- (d) "**Agreement**" means this Mainline Settlement Agreement and includes the recitals and all annexes, exhibits, appendices and schedules hereto as the same may be amended, restated or supplemented from time to time.
- (e) "**Albion Pipeline**" means the proposed gas pipeline to be owned and operated jointly by Union and Gaz Metro extending from Enbridge's Albion meter station to a new interconnect with TransCanada at or near Vaughan, Ontario and then a proposed pipeline from Vaughan to a new interconnect with TransCanada at or near Maple, Ontario.
- (f) "**Amended Union CDA**" means the amended distributor delivery area containing TransCanada's Hamilton Gate meter station and TransCanada's Nanticoke meter station located on the Mainline System.
- (g) "**Annual Bridging Amount**" means the amount to be included in the Revenue Requirement each year for that year's Bridging Contribution which includes associated income tax and return.
- (h) "**Average Unit Cost**" means the sum of the annual contract demand multiplied by the applicable FT toll for each FT Contract held by an LDC on the Mainline System divided by the sum of the annual contract demand held by such LDC on the Mainline System.
- (i) "**Bridging Amortization Account**" has the meaning as set out in subsection 12.4(a).
- (j) "**Bridging Contribution**" has the meaning as set out in subsection 13.2(c)(ii).
- (k) "**Delivery Point**" means a delivery point on the Mainline System.
- (l) "**Delivery Pressure Toll**" means the toll designed to recover on an incremental basis the average costs associated with guaranteeing minimum delivery pressures that are higher than the Mainline System's minimum pressure set out in the Tariff.

- (m) **"Discretionary Services"** means gas transportation service provided on the Mainline System pursuant to the Interruptible Transportation Service – IT Toll Schedule, Short Term Firm Transportation Services – STFT Toll Schedule and Short Term Short Notice Service – ST-SN Toll Schedule.
- (n) **"Dispute"** has the meaning as set out in subsection 16.12(a).
- (o) **"ECR Service"** means the enhanced capacity release service on the Mainline System pursuant to the Enhanced Capacity Release Toll Schedule.
- (p) **"EDGA Service"** means the energy deficient gas allowance service on the Mainline System pursuant to the Energy Deficient Gas Allowance Service Toll Schedule.
- (q) **"Election Period"** has the meaning as set out in subsection 9.1(a).
- (r) **"Enbridge"** means Enbridge Gas Distribution Inc.
- (s) **"Enbridge System"** has the meaning as set out in the 2nd recital.
- (t) **"Enhanced Market Balancing Service ("EMB")"** means TransCanada's new enhanced market balancing service as set out in **Appendix F**.
- (u) **"EOT"** means the area on the Mainline System that includes all existing or future Mainline System facilities including and east of TransCanada's St. Clair and North Bay Junction Receipt Points and includes any TBO which provides service for the EOT and is commonly referred to as the "Eastern Triangle", as illustrated in the map set out in **Appendix H**.
- (v) **"Expansion Facilities"** has the meaning as set out in subsection 9.1(a)(i).
- (w) **"Firm Service Contract"** means a transportation service contract between TransCanada and a Mainline Shipper for Firm Services.
- (x) **"Firm Services"** means firm gas transportation service provided on the Mainline System by TransCanada pursuant to the Firm Transportation Service - FT Toll Schedule, Non-Renewable Firm Transportation Service - FT-NR Toll Schedule, Firm Transportation Short Notice Service - FT-SN Toll Schedule and any applicable new firm services that are approved by the NEB during the Term, all as set out in the Tariff, and excluding, for purposes of the requested service for LH to SH Conversion, Short Term Firm Transportation Service – STFT Toll Schedule, Storage Transportation Service-Linked - STS-L Toll Schedule, Short Notice Balancing Service - SNB Toll Schedule, Short Term Short Notice Service – ST-SN Toll Schedule, Storage Transportation Service - STS Toll Schedule and Multi-Year Fixed Price Service – MFP Toll Schedule.
- (y) **"First NEB Application"** has the meaning as set out in Section 7.1.
- (z) **"Franchise Area"** means the area set out in a valid certificate or franchise agreement approved by the applicable provincial regulator, or other valid authority pursuant to which the LDC provides service to its gas distribution customers.

- (aa) "**FT Contract**" means a Firm Service Contract for firm gas transportation service on the Mainline System pursuant to the FT Toll Schedule.
- (bb) "**Gaz Metro**" means Gaz Metro Limited Partnership.
- (cc) "**Gaz Metro System**" has the meaning as set out in the 4th recital.
- (dd) "**GJ**" means gigajoules, or 1,000,000,000 joules.
- (ee) "**GLGT System**" has the meaning as set out in subsection 8.1(e).
- (ff) "**Hamilton Line**" means TransCanada's pipeline comprised primarily of NPS 20" and NPS 36" pipe that connects to its high pressure Kirkwall Niagara line at a point near Hamilton and extends between Hamilton and Enbridge's Parkway meter station near Toronto, which facilities will allow sourcing of natural gas from Niagara Falls or Chippawa and delivery of gas to Toronto at the new Parkway Enbridge CDA and the Union ECDA.
- (gg) "**Incentive Sharing Mechanism**" has the meaning as set out in Section 15.1.
- (hh) "**Industry Stakeholders**" means Mainline Shippers and members of TransCanada's Tolls Task Force.
- (ii) "**King's North Connection Pipeline**" means TransCanada's proposed pipeline originating near Enbridge's Albion meter station and terminating at a point upstream of TransCanada's Maple compressor station #130.
- (jj) "**LDCs**" means Enbridge, Union and Gaz Metro.
- (kk) "**LH Contracts**" means FT Contracts on the Mainline System from Receipt Points at Empress or in Saskatchewan, with deliveries east of Station 41
- (ll) "**LH to SH Conversion**" has the meaning as set out in Section 9.2.
- (mm) "**LMCI**" has the meaning as set out in subsection 4.2(b)(ii).
- (nn) "**Local Production**" has the meaning as set out in subsection 8.1(c)(i)(D).
- (oo) "**Long Term Adjustment Account**" has the meaning as set out in subsection 12.3(a).
- (pp) "**Mainline Shipper**" means a person or entity who has entered into or taken an assignment of a contract with TransCanada for Firm Services or Discretionary Services on the Mainline System.
- (qq) "**Mainline System**" has the meaning as set out in the 1st recital.
- (rr) "**MOU**" means the Memorandum of Understanding between Enbridge and TransCanada dated January 28, 2013, as amended April 28, 2013 and May 21, 2013.
- (ss) "**NEB**" means the National Energy Board or any successor thereof.
- (tt) "**Net Revenue**" has the meaning as set out in Section 15.1.

- (uu) "**NOL**" means the area on the Mainline System that includes all existing or future Mainline System facilities east of Station 41 to North Bay Junction and downstream of Emerson to St. Clair and includes any TBO which provides service for the NOL and is commonly referred to as the "Northern Ontario Line", as illustrated in the map set out in **Appendix H**.
- (vv) "**OEB**" means the Ontario Energy Board or any successor thereof.
- (ww) "**Parties**" means TransCanada, Enbridge, Union and Gaz Metro, and "**Party**" means any one of them.
- (xx) "**Parkway Enbridge CDA**" means a new single point distributor delivery area created by redesignating TransCanada's Parkway-Enbridge meter station from a Delivery Point within the existing Enbridge CDA to the single point in a new stand-alone delivery area.
- (yy) "**Prairies Line**" means the area on the Mainline System that includes all existing and future Mainline System facilities east of Empress to and including Station 41 and south to Emerson and is commonly referred to as the "Prairies Line", as illustrated in the map set out in **Appendix H**.
- (zz) "**Receipt Point**" means a receipt point on the Mainline System.
- (aaa) "**Regulator**" has the meaning as set out in subsection 16.12(b).
- (bbb) "**Regulatory Approval**" means any authorization, approval, consent or exemption from any regulatory or administrative body having jurisdiction that is necessary for one or more of the Parties to perform its or their obligations herein. Where reasons are required, a Regulatory Approval will not be considered complete for the purposes of this Agreement until the applicable regulatory or administrative body has issued such reasons.
- (ccc) "**Revenue Requirement**" has the meaning as set out in subsection 12.1(a).
- (ddd) "**RH-003-2011 Compliance Tolls**" has the meaning as set out in Section 13.1.
- (eee) "**ROE**" has the meaning as set out in subsection 12.1(a)(ii).
- (fff) "**Second NEB Application**" has the meaning as set out in subsection 7.3(c).
- (ggg) "**Segment A Pipeline**" means Enbridge's proposed gas pipeline from Enbridge's Parkway West meter station to Enbridge's Albion meter station.
- (hhh) "**SH Contracts**" means Firm Service Contracts on the Mainline System from Receipt Points located in the EOT and to any Delivery Point on the Mainline System.
- (iii) "**SNB Service**" means the short notice balancing service provided on the Mainline System pursuant to the Short Notice Balancing Toll Schedule.
- (jjj) "**STAR**" has the meaning as set out in subsection 11.1(c).
- (kkk) "**Stretch Revenue**" means the lower of \$120 million and the difference between the forecast revenue and the actual revenue for 2016 to a minimum of \$0. Due to the uncertainty surrounding the timing of third party pipeline projects that have the potential

to affect deliveries at Iroquois and East Hereford a higher level of revenue was included in the 2016 revenue forecast that the Parties have excluded from the incentive calculation for 2016.

- (lll) **"Summer Storage Service ("SSS")"** means TransCanada's new summer storage service as set out in **Appendix E**.
- (mmm) **"System Supply Customers"** means customers who purchase gas supply from Enbridge, Union or Gaz Metro.
- (nnn) **"TAPs"** means TransCanada Transportation Access Procedure as amended from time to time.
- (ooo) **"Tariff"** means TransCanada's Mainline Gas Transportation Tariff as amended from time to time.
- (ppp) **"TBO"** has the meaning as set out in the 1st recital.
- (qqq) **"TBO Costs"** has the meaning as set out in subsection 12.1(d).
- (rrr) **"Term"** has the meaning set out in Section 3.1.
- (sss) **"Term Sheet"** means the Settlement Term Sheet signed by the Parties on September 10, 2013.
- (ttt) **"TJ"** means terajoules, or 1,000,000,000,000 joules.
- (uuu) **"TQM System"** means the transmission system of Trans Québec and Maritimes Pipeline Inc.
- (vvv) **"TransCanada"** means TransCanada PipeLines Limited.
- (www) **"TSA"** has the meaning as set out in subsection 12.3(a)(ii).
- (xxx) **"Union"** means Union Gas Limited.
- (yyy) **"Union Dawn Receipt Point Surcharge"** means the surcharge applicable to all service on the Mainline System with a Receipt Point at Union Dawn and is determined in accordance with subsection 13.4(b).
- (zzz) **"Union ECDA"** means a new distributor delivery area containing TransCanada's Bronte and Burlington meter stations located on the Mainline System.
- (aaaa) **"Union Parkway Belt Delivery Point"** has the meaning as set out in subsection 8.1(d)(ii).
- (bbbb) **"Union System"** has the meaning in the 3rd recital.
- (cccc) **"Union's Dawn Parkway System"** has the meaning in the 3rd recital.

1.2 General Interpretation

Unless otherwise expressly specified herein:

- (a) terms defined in the singular will also include the plural and vice versa;
- (b) the words "hereof", "herein", "hereunder" and other similar words refer to this Agreement as a whole;
- (c) Article, Section and Appendix references in this Agreement are to Articles or Sections of or Appendices to this Agreement;
- (d) words of any gender (masculine, feminine, neuter) mean and include correlative words of the other genders;
- (e) "shall" and "will" have equal force and effect; and
- (f) the words "include," "including," or "includes" shall be read to be followed by the words "without limitation" or words having similar import.

1.3 Appendices

The following Appendices are attached hereto and form part of this Agreement:

- Appendix A - January 1, 2015 to December 31, 2020 Revenue Requirement
- Appendix B - January 1, 2015 to December 31, 2020 Billing Determinants and Revenues
- Appendix C - Methodology to Allocate Revenue Requirement to Segments
- Appendix D - January 1, 2015 to December 31, 2020 Tolls
- Appendix E - Summer Storage Service
- Appendix F - Enhanced Market Balancing Service
- Appendix G - Diversions
- Appendix H - Map
- Appendix I - Incentive Mechanism Illustration

ARTICLE 2 OVERVIEW, PURPOSES AND HIGH LEVEL PRINCIPLES

2.1 Overview

This Agreement is the result of broad discussions and negotiations and represents a balance of interests and compromises among the Parties. Subject to Section 16.2, the Parties agree that no single component of this Agreement can be said to be acceptable independent of the entire Agreement. In the event of any ambiguity regarding the interpretation of any provision of this Agreement, such ambiguity shall be resolved in favour of the interpretation that best reflects the purposes set out in Section 2.2 and the high level principles set out in Section 2.3.

2.2 Purposes

The Parties have entered into the Agreement for the following purposes:

- (a) to provide greater certainty with respect to the efficient development of natural gas infrastructure in Canada, specifically in Ontario and Quebec, acknowledging that

TransCanada and the LDCs, as the largest shippers on the Mainline System, have agreed to cooperate to ensure the interests of the LDCs' customers and all other Mainline Shippers are served in an equitable manner;

- (b) to provide for the development of future infrastructure on the Mainline System, the Enbridge System, the Gaz Metro System and the Union System to meet their evolving gas market and customer needs in a coordinated, reliable and cost effective manner;
- (c) to optimize use of existing natural gas transmission infrastructure of the Mainline System, Enbridge System, the Gaz Metro System and the Union System to meet the capacity and reliability needs of current and future shippers and customers in a reliable and cost effective manner;
- (d) to provide a reasonable opportunity for TransCanada to recover its existing and future cost of service on the entire Mainline System while providing just and reasonable tolls for Mainline Shippers; and
- (e) based upon gas transportation requests from market participants, to use best efforts, subject to TransCanada determining the project is economical and not being obligated to deviate from the utilization of prudent cost management practices during project execution to facilitate the natural gas market's desire for supply diversity and the ability of such markets to access supply of natural gas located close to their markets on a timely basis while continuing to contribute to ensure reliability and the recovery of costs for existing natural gas pipeline infrastructure by the Parties.

2.3 High Level Principles

The Parties agree to the following high level principles:

- (a) The Mainline System will be segmented for tolling purposes so that the EOT rate base and cost of service are separated from the NOL and the Prairies Line rate base and cost of service;
- (b) Capital expansions in the EOT will be promptly pursued to meet market needs and will be added to the EOT rate base and tolled on a rolled-in basis;
- (c) TransCanada will use best efforts, subject to TransCanada determining the project is economical and not being obligated to deviate from the utilization of prudent cost management practices during project execution to accommodate the requests of Mainline Shippers for additional SH Contracts on a timely basis, subject to Section 9.2, during the Term of this Agreement;
- (d) A temporary transitional Bridging Contribution will be paid by all Mainline Shippers to support a reasonable opportunity for TransCanada to recover its Mainline System prudently incurred costs over the period January 1, 2015 to December 31, 2020 (adjusted accordingly to reflect TransCanada's contribution set out in subsection 12.1(a)(iii));
- (e) The Prairies Line and NOL will be tolled independent of the EOT after December 31, 2020 and, other than the Bridging Contribution, Mainline Shippers using the EOT will thereafter have no continuing obligation with respect to the Prairies Line and NOL unless they use those portions of the Mainline System; and

- (f) The Parties agree to file in a timely manner and support any regulatory applications required to implement the terms of this Agreement even if the Agreement is contested by third parties, including representations in front of Provincial regulators, if requested by a Party or otherwise if required.

ARTICLE 3 TERM AND TERMINATION

3.1 Term

This Agreement shall commence on the date first written above and shall terminate on December 31, 2030 or earlier in accordance with Section 7.2 ("**Term**").

ARTICLE 4 LITIGATION MATTERS

4.1 Obligations

The Parties acknowledge and agree that all of the obligations of Parties set out under the heading "Litigation Issues" of the Term Sheet have been satisfied except for the obligations set out in subsection 8.1(f).

4.2 Future Matters

- (a) Each of the Parties acknowledges and agrees that, in recognition of its desire to work co-operatively on behalf of its customers, any new future complaint or claim that may be filed against another Party in respect of the matters set out in this Agreement shall be based solely on actions, events and agreements that have occurred after September 10, 2013. Each of the Parties agrees that, in respect of the matters set out in this Agreement, it will not take any action or commence any proceeding against another Party with respect to any action, claim or dispute that arose prior to September 10, 2013.
- (b) Other than as set forth in subsection 4.2(a) above, nothing in this Agreement shall restrict the ability of any Party to take any action or commence any proceeding or to take any position with any governmental authority or third party at a regulatory proceeding or otherwise against another Party in respect of any action, claim or dispute irrespective of when such action, claim or dispute arose, whether prior to or after September 10, 2013, including without limitation in respect of:
 - (i) TransCanada's proposed Energy East Project; and
 - (ii) the NEB's land matters consultation initiative ("**LMCI**").

ARTICLE 5 THE MOU

5.1 The MOU

Notwithstanding this Agreement and irrespective of any termination of this Agreement, TransCanada and Enbridge acknowledge that, prior to the execution of this Agreement, they consented to the immediate termination of the MOU effective September 11, 2013, and they acknowledge and agree that, from and

after such date, the MOU is of no further force and effect. This acknowledgement shall survive any termination of this Agreement.

ARTICLE 6 REGULATORY APPROVALS

6.1 Regulatory Approvals

To the extent that any obligation to be performed by a Party pursuant to the terms of this Agreement is subject to a Regulatory Approval, the fulfillment of such obligation shall be subject to such Party obtaining such Regulatory Approval. Each Party shall proceed with due diligence, in good faith and on a best efforts basis to seek to obtain all Regulatory Approvals that such Party, acting reasonably, determines are necessary in order to perform its obligations herein. A Regulatory Approval shall only be considered acceptable for the purposes of this Agreement ("**Acceptable Regulatory Approval**") if it is entirely consistent with the terms and conditions of this Agreement or if each of the Parties accepts in its sole discretion, acting reasonably and in good faith, any terms and conditions imposed by a Regulator that are inconsistent with or beyond those expressly set forth in this Agreement and so informs the other Parties in writing within 30 days of the date of such Regulatory Approval.

6.2 Appeals and Review and Variance

- (a) Each Party acknowledges and agrees that the Party seeking Regulatory Approval shall not seek to appeal or request a review and variance of any decision that any of the Parties determine is inconsistent with this Agreement, unless all Parties agree otherwise. If all Parties agree that a Party should appeal or request a review and variance of any decision, the Parties agree to support such appeal or request for review and variance.
- (b) The Party seeking Regulatory Approval may, with the consent of all Parties, which consent shall not be unreasonably withheld, file a request for review and variance or appeal of a decision that the Parties determine is an Acceptable Regulatory Approval, however such request for review and variance or appeal shall be limited to discrete findings or requirements in the Regulatory Approval decision that are either:
 - (i) inconsistent with this Agreement; or
 - (ii) relate to matters beyond the scope of this Agreement.

6.3 Covenant to Cooperate with Regulatory Approvals

Provided that the Regulatory Approval being sought by a Party is consistent with the obligations contained in this Agreement, each Party agrees to:

- (a) cooperate with the other Parties to obtain the Regulatory Approvals and provide all reasonable support as may be necessary in connection with the applications, including contested applications, for the Regulatory Approvals; and
- (b) not oppose, intervene against, or seek to delay, any Party's application for Regulatory Approvals, including by initiating or participating in any proceeding that may adversely impact any application for such Regulatory Approvals.

6.4 **Covenant to Obtain Industry Support**

Upon execution of this Agreement, the Parties shall jointly and on a reasonable efforts basis seek to obtain the support and approval of this Agreement from all Industry Stakeholders. No Party shall propose or submit to the Industry Stakeholders any changes or amendments to this Agreement unless such change or amendment is agreed to in advance in writing by all Parties. If the Parties fail to obtain support from Industry Stakeholders the Parties agree that TransCanada shall proceed to file a contested application with the NEB pursuant to Section 7.1.

ARTICLE 7 NEB APPROVAL

7.1 **NEB Approval of Tariff Changes**

TransCanada shall file with the NEB as soon as reasonably practicable, with a goal to file by December 31, 2013, but in no case later than January 31, 2014, an application (including a contested application if necessary) for Regulatory Approval of this Agreement, and of Tariff changes required to implement this Agreement (“**First NEB Application**”). The First NEB Application shall be filed in a form that is acceptable to all Parties acting reasonably.

7.2 **Early Termination Dates**

Any of the following will effect an early termination of this Agreement:

- (a) If TransCanada fails to file the First NEB Application with the NEB by January 31, 2014, this Agreement shall terminate on that date or such later date as the Parties may agree, acting reasonably and in good faith;
- (b) If the NEB decision on the First NEB Application is not an Acceptable Regulatory Approval and the Parties agree to a revised settlement agreement to be filed as a Second NEB Application as provided in Section 7.3 herein, this Agreement shall terminate upon execution of the revised settlement agreement;
- (c) If the NEB decision on the Second NEB Application is not an Acceptable Regulatory Approval, the revised settlement agreement or this Agreement, whichever is in effect, shall terminate 90 days after the date of the NEB decision;
- (d) If the NEB decision on the First NEB Application is not an Acceptable Regulatory Approval and the Parties have not agreed to request a review and variance of the decision, and the Parties fail to agree to a revised settlement agreement to be filed as a Second NEB Application and either file or fail to file a joint letter to the NEB as provided in Section 7.3 herein, this Agreement shall terminate 90 days after the date of the NEB decision; and
- (e) If a decision is rendered on any request for review and variance that is pursued in accordance with subsection 7.3(c)(ii) in respect of the NEB decision on the First NEB Application, this Agreement shall terminate 90 days after the date of the decision on review and variance, unless such decision is acceptable to all Parties acting reasonably and in good faith.

7.3 **Second NEB Process**

- (a) In the event that the decision on the First NEB Application is not an Acceptable Regulatory Approval, during the 90 day period following a decision complete with reasons for decision on the First NEB Application, the Parties shall use best efforts to complete one of the following:
 - (i) execute a revised settlement agreement amongst the Parties that addresses any NEB reasons for not approving the First NEB Application or that results in the decision not being an Acceptable Regulatory Approval;
 - (ii) file a request for review and variance of the First NEB Application decision; or
 - (iii) file a joint letter at the NEB regarding the framework necessary to allow for market access for new supplies in eastern Canada and new capacity requirements of the EOT in a manner that balances market access with cost recovery associated with new infrastructure investments.
- (b) In developing a revised settlement agreement:
 - (i) each of Enbridge, Union and Gaz Metro covenants and agrees to remain consistent with the purposes and principles set out in Sections 2.2 and 2.3 of this Agreement, in which each of Enbridge, Union and Gaz Metro support TransCanada having a fair and reasonable opportunity to fully recover all costs and expenses, including any lost revenue that may occur as a result of shifts by Mainline Shippers from LH Contracts to SH Contracts during the period January 1, 2015 to December 31, 2020, over an appropriate period of time; and
 - (ii) TransCanada covenants and agrees to remain consistent with the purposes and principles set out in Sections 2.2 and 2.3 of this Agreement, in which TransCanada supports the need for market access to new supplies under a reasonable and fair tolling methodology.
- (c) TransCanada shall, as the case may be, either (either one of which shall be referred to as the “**Second NEB Application**”):
 - (i) file with the NEB as soon as reasonably practicable after execution of a revised settlement agreement as provided in subsection 7.3(a)(i), an application (including a contested application if necessary) for Regulatory Approval of the revised settlement agreement, and of Tariff changes required to implement the revised settlement agreement; or
 - (ii) file a request for review and variance as provided in Section 7.3(a)(ii).

The Second NEB Application shall be filed in a form that is acceptable to all Parties acting reasonably.

**ARTICLE 8
LDC AND TRANSCANADA COMMITMENTS**

8.1 LDC Commitments

- (a) During the Term, each LDC shall not construct, own or operate any new natural gas pipeline and/or related facilities that would result in the Enbridge System, Gaz Metro System and/or the Union System bypassing the Mainline System without the prior approval of TransCanada, except for the following:
- (i) Enbridge's GTA Project in substantively the same form and scope as currently applied for in OEB application EB 2012-0451;
 - (ii) Union's Parkway West meter station, Parkway D compressor unit and the expansion of its Union's Dawn Parkway System from Brantford to Kirkwall, all in substantively the same form and scope as currently applied for in OEB applications EB 2012-0433 and EB 2013-0074;
 - (iii) Union's proposed Burlington Oakville pipeline from Union's Dawn Parkway System to at or near Oakville, Ontario;
 - (iv) any future expansions of Union's Dawn Parkway System in response to market needs to deliver incremental gas supplies;
 - (v) any new or expanded pipeline facilities between Michigan and Dawn;
 - (vi) any new or expanded facilities related to Union's Dawn gas storage facilities;
 - (vii) any new or expanded facilities related to Enbridge's Tecumseh gas storage facilities;
 - (viii) any new or expanded pipeline facilities requested of an LDC by an individual customer within an LDC's Franchise Area whom the LDC has a legal obligation to serve; and
 - (ix) any new or expanded facilities required for biogas/biomethane customers.

Notwithstanding the above exceptions, TransCanada is not restricted from taking any position with respect to projects set out in subsections 8.1(a)(iv) to (ix), provided however TransCanada shall not take the position that this Agreement in any way restricts an LDC from constructing, owning, or operating any of the projects set out in subsections 8.1(a)(iv) to (ix).

- (b) During the period January 1, 2015 to December 31, 2020, each LDC shall at all times hold LH Contracts with a minimum contract quantity not less than:
- (i) 265 TJ/day for Enbridge;
 - (ii) 85 TJ/day for Gaz Metro; and
 - (iii) 85 TJ/day for Union.

- (c) During the Term:
- (i) the LDCs shall meet their System Supply Customers' transportation service requirements for their respective Franchise Areas (as they exist now or at any time during the Term) in areas served by the EOT by utilizing the EOT in all cases, either by contracting with TransCanada or by entering into transportation arrangements with other Mainline Shippers, provided however that each LDC may:
 - (A) utilize any existing or future pipeline facilities to transport gas between Michigan and Dawn and will not be restricted to using only TransCanada's St. Clair to Dawn;
 - (B) utilize Union's System for transportation and storage services at, from and around Dawn;
 - (C) utilize the capacity on the LDC's own system; and
 - (D) accept production gas originating in its respective Franchise Area ("**Local Production**") of up to 5% of the LDC's gas supply requirements for use by its customers in the Franchise Area, provided however that
 - (1) the LDC may accept Local Production in excess of 5%, for use by its customers in the Franchise Area if the LDC pays to TransCanada its Average Unit Cost for each GJ in excess of such 5%; and
 - (2) for certainty, any gas purchased by Union at Dawn is not Local Production unless such gas was produced in Union's Franchise Area.
 - (ii) the LDCs may enter into new Firm Service Contracts from any Receipt Point available in the EOT during the Term.
- (d) Subject to Union receiving approval to construct its Burlington Oakville pipeline with an anticipated in-service date of November 1, 2016, referred to in subsection 8.1(a)(iii):
- (i) TransCanada will amend the existing Union CDA to remove the Burlington, Bronte and Parkway-Union meter stations as Delivery Points;
 - (ii) TransCanada will seek Regulatory Approval to designate the Parkway-Union meter as a stand-alone Delivery Point ("**Union Parkway Belt Delivery Point**") and to designate the Burlington and Bronte meter stations as Delivery Points in the Union ECDA; and
 - (iii) Union shall bid into an existing or new capacity open season and enter into an FT Contract for a minimum term of 16 years for a volume of 135 TJ/day for gas transportation service between TransCanada's Kirkwall Receipt Point and the Amended Union CDA.

Mainline Shippers who hold Firm Service Contracts to the existing Union CDA shall have a one-time option to amend the Delivery Point to the Union Parkway Belt Delivery Point or the Union ECDA.

- (e) The LDCs agree that nothing in this Agreement is intended to restrict TransCanada's ability to utilize firm backhaul gas transportation contracts on the Great Lakes Gas Transmission Limited Partnership transmission system ("**GLGT System**") for up to 500,000 GJ/day from the St Clair Receipt Point at the interconnection of the Mainline System and GLGT System to the Emerson Delivery Point at the interconnection of GLGT System and the Mainline System (including deliveries to Sault Ste. Marie) during the Term of the Agreement.
- (f) Union and/or Gaz Metro shall not file an application with the OEB for leave to construct the Albion Pipeline during the Term.

8.2 **TransCanada Commitments**

- (a) During the Term, TransCanada shall not construct, own or operate any new natural gas pipeline and/or related facilities that would result in the Mainline System bypassing the Enbridge System, Gaz Metro System or the Union System for the sole purpose of serving LDC customers within an LDC's Franchise Area without the prior written approval of the applicable LDC.
- (b) Notwithstanding subsection 8.2(a), TransCanada may, during the Term, in its sole discretion expand the Hamilton Line capacity to deliver up to 200,000 GJ/day to the Parkway Enbridge CDA Delivery Point from TransCanada's Niagara Falls and/or Chippawa Receipt Points. During the Term, TransCanada shall utilize Union's Dawn Parkway System to accommodate other additional requests for Firm Service quantities for receipt from its Niagara Falls and/or Chippawa Receipt Points for delivery to the Parkway Enbridge CDA or locations at or north of Parkway and subject to subsection 8.1(e) for Firm Service quantities for receipt at Dawn for delivery to locations downstream of Dawn.

ARTICLE 9 CONTRACT TERM & CONVERSION FROM LH CONTRACTS TO SH CONTRACTS

9.1 **Term for Expansion Facilities**

- (a) If at any time during the Term TransCanada determines, acting reasonably, that:
 - (i) new or additional pipeline facilities are required to expand the existing capacity or capabilities of the Mainline System ("**Expansion Facilities**"); and
 - (ii) the cost of such Expansion Facilities will exceed \$20 million,

all Mainline Shippers with Firm Service Contracts that TransCanada determines may impact the design of the Expansion Facilities shall, upon receipt of a notice of a term-up requirement from TransCanada, be permitted to elect to extend the term of their Firm Service Contract for an additional period such that the new expiration date will be at least 5 years after the in-service date of the Expansion Facilities. A Shipper's election to

term-up must be received by TransCanada in writing within 60 days ("**Election Period**") of its receipt of notice. If a Mainline Shipper does not elect to extend its Firm Service Contract within the Election Period, the Mainline Shipper shall no longer be entitled to renew such Firm Service Contract and the Firm Service Contract shall expire at the end of the existing contract term.

- (b) Any new requests for Firm Services that require Expansion Facilities shall have a minimum contract term of no more than 15 years commencing on the in-service date of the Expansion Facilities.

9.2 Conversion from LH Contracts to SH Contracts

Mainline Shippers with LH Contracts shall, subject to subsection 8.1(b), have the option at any time during the term of their LH Contract to convert all or a portion of the LH Contract to a SH Contract ("**LH to SH Conversion**") while maintaining the same Delivery Points, subject to the following:

- (a) Any loss of TransCanada revenues as a result of the LH to SH Conversion will not be used to assess the viability of Expansion Facilities required to provide for the LH to SH Conversion.
- (b) If existing capacity is available, TransCanada shall post either an existing capacity open season or a daily capacity open season for such capacity. If the Mainline Shipper submits a LH to SH Conversion bid and if the Mainline Shipper is a successful bidder, the Mainline Shipper shall execute the SH Contract within the time period specified in the TAPs, provided however the SH Contract shall not commence prior to 30 days after the close of the applicable open season and must commence on the 1st day of the month; or
- (c) If existing capacity is not available for LH to SH Conversion and TransCanada determines Expansion Facilities (excluding the King's North Connection Pipeline and any facilities required as a result of the 2016 NCOS) are required, Mainline Shipper must notify TransCanada at least 3 years in advance of the requested commencement date. TransCanada will then hold a new capacity open season. If such Mainline Shipper submits a LH to SH Conversion bid and if such Mainline Shipper is a successful bidder, TransCanada shall require successful bidders to such open season to execute a precedent agreement and a financial assurances agreement to support any Expansion Facilities within the time period specified in the TAPs and to execute the SH Contract in accordance with the terms of the precedent agreement that has a minimum term of no more than 15 years.

ARTICLE 10

DISCRETIONARY PRICING, NEW SERVICES AND DIVERSION RIGHTS

10.1 Discretionary Service Pricing

Bid floors for Discretionary Services shall be determined by TransCanada in accordance with the NEB decision RH-003-2011.

10.2 New Services

TransCanada shall implement the Summer Storage Service and the Enhanced Market Balancing Service on or before the later of:

- (a) January 1, 2015; or
- (b) 6 months after the date of an Acceptable Regulatory Approval of the First NEB Application.

10.3 **Diversions Rights**

- (a) As part of the First NEB Application TransCanada shall request Regulatory Approval to amend the existing diversion rights as reflected in **Appendix G** to become effective as soon as reasonably practical after receipt of an Acceptable Regulatory Approval of such application.
- (b) Unless the Parties otherwise agree, except as required in subsection 10.3(a), no Party shall file for any change to the diversion rights in TransCanada's Tariff during the period January 1, 2015 to December 31, 2020 and the Parties will oppose any such application if it is brought by another party. The Parties agree that from the date of implementation referred to in subsection 10.3(a) to December 31, 2020, diversions will continue to have the priority as outlined in the Tariff in effect on July 1, 2013 and the Parties will oppose any application to the contrary brought by another party.

ARTICLE 11 MARKET ACCESS

11.1 **Fair and Non-Discriminatory Access**

TransCanada and the LDCs are committed to ensuring the principle of fair and non-discriminatory access to short haul transportation is maintained by implementing the following:

- (a) TransCanada, Union and Gaz Metro will amend the precedent agreements dated October 2, 2012. Subject to the terms and conditions of such amended precedent agreements, TransCanada will provide to Union and Gaz Metro the transportation capacity awarded to Union and Gaz Metro pursuant to the new capacity open season that closed May 4, 2012 with an expected in-service date of November 1, 2015, provided however the term of the FT Contract shall be a minimum of 15 years ("**2015 NCOS**").
- (b) TransCanada will conduct a new capacity open season for all paths on the Mainline System with an in-service date of November 1, 2016 ("**2016 NCOS**") using tolls determined in accordance with Section 13.2.
- (c) Subject to subsection 11.1(d), Enbridge will not award the capacity on its Segment A Pipeline pursuant to its new capacity open season that closed September 6, 2013, held in accordance with the OEB's Storage and Transportation Access Rule ("**STAR**").
- (d) As soon as reasonably practicable after the Parties determine the NEB decision on either the First or Second NEB Application (including any related appeals) to be an Acceptable Regulatory Approval, Enbridge will, in accordance with STAR, issue a new open season for all available transmission capacity on Enbridge's Segment A Pipeline that is in excess of Enbridge's capacity of 800,000 GJ/day conditional upon the successful bidders having sufficient transportation capacity both downstream and upstream (in the case of TransCanada, Mainline Shippers having upstream capacity) of the Segment A Pipeline and TransCanada will bid to contract for such capacity either directly or through an

assignment of capacity from Union and Gaz Metro (or any other prospective shipper), subject to any required OEB approval.

- (e) Except as provided in subsections 11.1(c) and (d), nothing in this Agreement restricts Enbridge from awarding capacity on its Segment A Pipeline.
- (f) If the Parties determine the NEB decision on either the First or Second NEB Application not to be an Acceptable Regulatory Approval, the Parties will meet prior to the termination of this Agreement to discuss possible options to construct pipeline facilities with an in-service date of November 1, 2016. The Parties intend to continue to cooperate to ensure the efficient development of natural gas infrastructure in the EOT to provide gas transportation service to the Parties' respective customers and to enable a reasonable opportunity for the Parties to recover their costs.
- (g) Union shall conduct an open season for new service between Union's Dawn and/or Kirkwall receipt points and Union's Parkway delivery point for an in-service date of November 1, 2016 to complement TransCanada's 2016 NCOS.
- (h) TransCanada will immediately start work on the King's North Connection Pipeline, and will only complete this project subject to receiving Regulatory Approvals satisfactory to TransCanada, for an in-service date commencing November 1, 2015 or as soon as possible thereafter. It is the intention of the Parties that the King's North Connection Pipeline will be utilized to provide service pursuant to the 2015 NCOS.
- (i) TransCanada and the LDCs shall use all reasonable efforts to ensure the most efficient facilities are constructed to provide the necessary interconnects at and around TransCanada's, Union's and Enbridge's Parkway facilities.

ARTICLE 12 REVENUE REQUIREMENT AND ASSOCIATED ACCOUNTS

12.1 Revenue Requirement

- (a) The Mainline System's revenue requirement ("**Revenue Requirement**") for the period January 1, 2015 to December 31, 2020 used to determine the tolls during the same period shall include all prudently incurred costs, including the following:
 - (i) a deemed debt / equity ratio of 60/40;
 - (ii) a rate of return on equity ("**ROE**") of 10.1%;
 - (iii) a \$20 million after-tax contribution from TransCanada, annually, from January 1, 2015 to December 31, 2020;
 - (iv) the Annual Bridging Amount as set forth in **Appendix A**;
 - (v) a forecast of incremental capital costs; and
 - (vi) a forecast of cost of service components.

- (b) The Parties agree that:
- (i) all prudently incurred capital costs for facilities constructed in the EOT during the period from January 1, 2015 to December 31, 2030 shall be included in the EOT rate base and tolled on a rolled in basis;
 - (ii) all prudently incurred costs associated with the EOT, including costs associated with all new facilities constructed in the EOT during the period from January 1, 2015 to December 31, 2030, shall be recovered from all services on the Mainline System whose paths include Receipt Points and/or Delivery Points in the EOT during the period from January 1, 2015 to December 31, 2030; and
 - (iii) the LDCs are not restricted from taking any position with respect to the determination of whether such EOT costs are prudently incurred.
- (c) Allowance for funds used during construction shall be calculated using the Mainline System's approved ROE, actual cost of debt and a deemed debt/equity ratio of 60/40.
- (d) During the period January 1, 2014 to December 31, 2030, the Parties agree that any and all costs and expenses reasonably and prudently incurred by TransCanada as a result of its transportation contracts on the TQM System, Union System and Enbridge System, and costs and expenses reasonably and prudently incurred by TransCanada as a result of its long term firm transportation contracts on the GLGT System for up to 500,000 GJ/day from St. Clair Receipt Point at the interconnection of the Mainline System and GLGT System to the Emerson Delivery Point at the interconnection of the GLGT System and the Mainline System (including deliveries to Sault Ste. Marie) ("**TBO Costs**") shall be included in TransCanada's Revenue Requirement and each LDC shall actively support TransCanada in obtaining the inclusion of the TBO Costs into its Revenue Requirement provided that they are reasonably and prudently incurred.
- (e) Subject to subsections 12.1(b) and (d), all components of the Revenue Requirement for the years 2021 and beyond shall be determined in future regulatory applications. Provided however, the Bridging Contribution shall continue to be recovered from EOT Mainline Shippers for the period January 1, 2021 to December 31, 2030 in accordance with subsection 13.2(c)(iii).
- (f) Subject to subsection 13.2(b), the Revenue Requirement for the fixed-toll period from January 1, 2015 to December 31, 2020 is set out in **Appendix A**.
- (g) This Agreement does not preclude any other initiative by TransCanada designed to reduce the Mainline System's cost of service during the period from January 1, 2015 to December 31, 2030.

12.2 Adjustment Accounts and Regulatory Amortizations

The following two adjustment accounts shall be utilized during the period from January 1, 2015 to December 31, 2030:

- (a) the Long Term Adjustment Account; and
- (b) the Bridging Amortization Account.

12.3 Long Term Adjustment Account

- (a) The existing long term adjustment account ("**Long Term Adjustment Account**") shall be included in the Mainline System's rate base and amortized at the annual Mainline System composite depreciation rate until December 31, 2020 and at the annual EOT composite depreciation rate after December 31, 2020, and shall include the following items:
 - (i) the existing Long Term Adjustment Account balance as of December 31, 2014;
 - (ii) an adjustment to eliminate the existing toll stabilization account ("**TSA**") account balance as of December 31, 2014 net of the amounts retained by TransCanada to its account in accordance with the incentive mechanism approved in the RH-003-2011 decision; and
 - (iii) an adjustment to eliminate any and all variances between the actual and forecast Revenue Requirement and actual and forecast revenue during the period from January 1, 2015 to December 31, 2020, net of the amounts retained by TransCanada to its account in accordance with the Incentive Mechanism outlined in Section 15.1.
- (b) The Long Term Adjustment Account shall be allocated 100% to the EOT after December 31, 2020.
- (c) The amortization of the Long Term Adjustment Account shall continue after the Term until the account balance equals zero.

12.4 Bridging Amortization Account

- (a) A new bridging amortization account ("**Bridging Amortization Account**") shall be established and included in the Mainline System rate base to capture the forecast annual variances associated with establishing fixed tolls during the period January 1, 2015 to December 31, 2020 and to amortize the Bridging Contribution for EOT short haul service over the period January 1, 2015 to December 31, 2030.
- (b) Amounts included in the Bridging Amortization Account shall be based on the forecast Revenue Requirement and billing determinants used to initially establish the fixed tolls for the period January 1, 2015 to December 31, 2020, as provided for in **Appendix A** and **Appendix B**, subject to any adjustment necessary pursuant to subsection 13.2(b).
- (c) The Bridging Amortization Account shall have a zero balance as of December 31, 2030 and therefore will not be required after December 31, 2030.

ARTICLE 13 TOLL DESIGN

13.1 Compliance Tolls

The Parties agree that the current tolls ("**RH-003-2011 Compliance Tolls**") shall remain in effect until December 31, 2014.

13.2 **January 1, 2015 to December 31, 2020 Toll Design**

- (a) Firm Services tolls shall, subject to subsection 13.2(b), be fixed for the period January 1, 2015 to December 31, 2020. The Firm Services tolls shall be based on a forecast of billing determinants and costs and shall be designed to recover the forecast Revenue Requirement during the period January 1, 2015 to December 31, 2020, adjusted to account for the amortization of the EOT's Bridging Contribution over the period January 1, 2015 to December 31, 2030.
- (b) Prior to January 1, 2018, the billing determinants assumptions and costs for the period from January 1, 2018 to December 31, 2020 shall be reviewed and agreed to by the Parties. The fixed tolls for the period from January 1, 2018 to December 31, 2020 shall be adjusted to reflect the results of this review.
- (c) The average fixed Firm Services tolls for the period from January 1, 2015 to December 31, 2020 will be calculated by adjusting the RH-003-2011 Compliance Tolls on a percentage basis in order to achieve the following:
 - (i) RH-003-2011 Compliance Tolls for service in the EOT shall be adjusted such that the forecast of segmented revenues allocated to the EOT during the period January 1, 2015 to December 31, 2020 recovers the forecast cost of service in the EOT. The EOT share of total system costs will be determined using the methodology provided in **Appendix C**;
 - (ii) Any remaining revenue variance on the Mainline System during the period January 1, 2015 to December 31, 2020 after applying the tolls for service in the EOT as determined in Section 13.2(c)(i) and applying RH-003-2011 Compliance Tolls to service on the remainder of the Mainline System shall be allocated based on the relative proportion of total Mainline System energy billing determinants attributable to short haul service contracts with a Receipt Point in the EOT and to all other contracts for service on the Mainline System ("**Bridging Contribution**");
 - (iii) The Bridging Contribution for short haul service with a Receipt Point in the EOT will be recovered over a 16 year period from January 1, 2015 to December 31, 2030 through the Bridging Amortization Account; and
 - (iv) The Bridging Contribution for all other service will be recovered over a 6 year period from January 1, 2015 to December 31, 2020.
- (d) Toll for the period from January 1, 2015 to December 31, 2020 are provided in **Appendix D**. The tolls reflect the following percentages applied to the RH-003-2011 Compliance Tolls:
 - (i) Firm Service with Receipt Points in the EOT 155%;
 - (ii) Firm Service with Receipt Points outside the EOT and Delivery Points in the EOT 119%; and
 - (iii) All other Firm Service on the Mainline System 112%.

13.3 Toll Design for January 1, 2021 to December 31, 2030

- (a) Effective January 1, 2021, Mainline Shippers with SH Contracts in the EOT shall have no further obligation to Prairies Line or NOL costs except to the extent they hold contracts that use those portions of the system.
- (b) Effective January 1, 2021, the EOT shall be tolled on a standalone segment basis. For clarity, tolls will be based on EOT segmented costs and EOT billing determinants only.
- (c) For the period January 1, 2021 to December 31, 2030, the EOT segmented cost of service shall continue to include the amounts to be recovered from EOT shippers through the Bridging Amortization Account.
- (d) Actual tolls for the period January 1, 2021 to December 31, 2030 will not be established as a result of this Agreement, except to the extent required to adhere to subsections 13.3(a) to (c) herein.
- (e) The toll design for the NOL and Prairies Line Segments will be determined in a separate regulatory application to be filed by TransCanada prior to 2021.

13.4 Toll Design for Miscellaneous Services

The methodology for calculating tolls for these miscellaneous services has not changed. However, the tolls have been updated to reflect the parameters outlined in Article 12 and thus will replace the tolls established in Decision RH-003-2011. For the period January 1, 2015 to December 31, 2020, the following principles shall apply for the services listed:

(a) Delivery Pressure Toll

The Delivery Pressure Toll shall be based on the expected annual cost of service for the facilities associated with meeting incremental pressure requirements, allocated based on the forecast of deliveries to the applicable delivery pressure locations. An average fixed toll shall apply across the Mainline System from January 1, 2015 to December 31, 2020, subject to any adjustment necessary pursuant to subsection 13.2(b).

(b) Union Dawn Receipt Point Surcharge

The Union Dawn Receipt Point Surcharge shall be determined based on the expected annual costs of service for TransCanada's firm transportation contract on the Union System (Contract No. C10097) or any replacement thereof, allocated to the forecast of firm receipts from TransCanada's Union Dawn. An average fixed toll shall apply from January 1, 2015 to December 31, 2020 to all service on the Mainline System with a Receipt Point at Union Dawn, subject to any adjustment necessary pursuant to subsection 13.2(b).

(c) SNB Service

The toll for SNB Service shall be based on the NEB approved SNB tolling methodology as set out in the NEB's letter dated February 13, 2008, using the average annual cost of estimated facilities utilized by SNB Service. An average fixed toll shall apply from

January 1, 2015 to December 31, 2020, subject to any adjustment necessary pursuant to subsection 13.2(b).

(d) **EDGA Service**

The EDGA Service capacity charge for the Western Section shall be set in accordance with the NEB's RH-3-2011 decision as the effective Empress to North Bay Junction FT toll. The EDGA Service capacity charge for the Eastern Section shall be the effective Parkway to North Bay Junction FT toll.

(e) **ECR Service**

The toll for ECR Service shall be set in accordance with the NEB's RH-3-2011 decision as equivalent to the applicable energy charge component of the toll for Mainline System paths eligible for ECR Service.

**ARTICLE 14
TOLLS**

14.1 **Tolls**

Tolls for January 1, 2015 to December 31, 2020 reflecting the terms and conditions of this Agreement are included in **Appendix D**. These tolls are based on the revenue requirement in **Appendix A**, and the billing determinants and revenues provided in **Appendix B**.

**ARTICLE 15
INCENTIVE SHARING MECHANISM**

15.1 **Incentive Sharing Mechanism**

This Agreement will establish the annual Revenue Requirement for January 1, 2015 to December 31, 2020 at levels that equate to the expected annual revenues for each year. TransCanada's net revenue is the difference between the annual revenue collected and the annual Revenue Requirement excluding the impacts associated with the amounts determined in subsections 12.3(a)(ii) and 12.3(a)(iii), the Stretch Revenue (in 2016 only) and incremental revenues associated with unexpected delays of the in-service date of new short haul transportation described in subsections 11.1(a) and (b) ("**Net Revenue**"). The forecast Net Revenue balances each year during this period are zero. The incentive sharing mechanism will apply to the actual Net Revenue in each year from January 1, 2015 through December 31, 2020 as follows ("**Incentive Sharing Mechanism**"):

- (a) If there is an actual annual Net Revenue surplus:
 - (i) 100% of Net Revenue surplus equal and offsetting to TransCanada's fixed after tax contribution is first to TransCanada's account; then
 - (ii) 25% of the next \$40 million Net Revenue surplus is to TransCanada's account with 75% to the Mainline Shippers' account; then
 - (iii) 10% of any additional Net Revenue surplus is to TransCanada's account with 90% to the Mainline Shippers' account; and

- (iv) achieved ROE on 40% deemed common equity (including earnings from Incentive Sharing Mechanism) cannot exceed 11.5%.
- (b) If there is an actual annual Net Revenue deficiency:
 - (i) 25% of the first \$40 million Net Revenue deficiency is first to TransCanada's account with 75% to the Mainline Shippers' account; then
 - (ii) 10% of any additional Net Revenue deficiency is to TransCanada's account with 90% to the Mainline Shippers' account; and
 - (iii) achieved ROE on 40% deemed common equity (including losses from Incentive Sharing Mechanism and TransCanada's \$20 million after tax contribution) cannot go below 8.7%.
- (c) An illustration of the calculation of the Incentive Sharing Mechanism is set out in **Appendix I**.

ARTICLE 16 MISCELLANEOUS

16.1 Notices

Any and all notices between the Parties given under or in relation to this Agreement shall be in writing and shall be deemed to have been given if personally delivered, delivered and confirmed by telecopier or like instantaneous transmission device, delivered by a reputable overnight delivery service, or sent by certified mail (postage prepaid, return receipt requested), addressed as follows:

If to TransCanada:

TransCanada PipeLines Limited
450 – 1st Street S.W.
Calgary, Alberta T2P 5H1
Attn: Corporate Secretary

Facsimile: (403) 920-2327

If to Enbridge:

Enbridge Gas Distribution Inc.
500 Consumers Road
Toronto, Ontario M2J 1P8
Attn: VP Gas Supply
c/o Law Department

Facsimile: (416) 495-5994

If to Union:

Union Gas Limited
P.O. Box 2001
50 Keil Drive North
Chatham, Ontario N7M 5M1
Attn: VP Business Development, Storage and Transmission

Facsimile: (519) 436-4667

If to Gaz Metro:

Gaz Metro Limited Partnership
1717, rue du Havre
Montreal, Quebec H2K 2X3
Attn: Manager, Gas Supply

Facsimile: (514) 598-3678

Any Party may at any time or from time to time designate, by Notice to the other Parties, another address in lieu of the address specified above.

16.2 Severability

If any provision of this Agreement or the application thereof shall be found by any Regulator or court of competent jurisdiction to be invalid, illegal, or unenforceable, to any extent and for any reason, the said provision shall be deemed to have been redacted from this Agreement and the remainder continues in full force and effect, but only if all Parties acting reasonably and in good faith agree this is possible while adhering to the Overview, Purposes and High Level Principles described in Sections 2.1, 2.2 and 2.3.

16.3 Governing Law

This Agreement shall, in all respects, be subject to and be interpreted, construed and enforced in accordance with the laws in effect in the Province of Alberta.

16.4 Compliance with Laws

Each Party's performance of its obligations under this Agreement shall be subject to all applicable laws, rules and regulations imposed by any governmental authority having jurisdiction over a Party. No Party shall be obligated to take any action or omit to take any action required pursuant to the terms of this Agreement which would be in breach of any laws, rules or regulations imposed by any governmental authority having jurisdiction over a Party. Each Party shall comply with all laws, rules and regulations applicable to its performance under this Agreement.

16.5 Time of the Essence

Time shall be of the essence of this Agreement.

16.6 **Binding Entire Agreement**

The Parties acknowledge and agree that the terms contained in this Agreement are binding on the Parties. This Agreement constitutes the entire Agreement between the Parties with respect to the matters herein and supersedes any prior or other agreements in respect thereof, and in particular it supersedes and terminates the Term Sheet signed by the Parties on September 10, 2013.

16.7 **Waiver**

No waiver of any provision of this Agreement or of the breach of this Agreement shall be effective unless such waiver is contained in a written instrument signed by the Party granting the waiver. Such waiver shall extend only to the matter expressly identified as being waived in the written instrument granting the waiver.

16.8 **Enurement**

This Agreement shall be binding upon and shall enure to the benefit of the Parties and their respective successors and permitted assigns.

16.9 **Assignment**

This Agreement may not be assigned in whole or in part by a Party without the prior written consent of the other Parties, which consent shall not be unreasonably withheld.

16.10 **Amendments**


This Agreement may not be modified or amended in whole or in part, except by a supplemental written agreement signed by all Parties and Acceptable Regulatory Approvals have been received, as deemed necessary by the Parties.

16.11 **Survival**

Subsection 4.2(a), Section 5.1 and subsections 7.2(c), 11.1(f) and 12.3(c) shall survive the expiration or termination of this Agreement and shall remain in full force and effect. For clarity subsections 11.1(c) and (d) shall not survive.

16.12 **Dispute Resolution**

- (a) If any dispute arises out of or relating to this Agreement (a "**Dispute**"), the Parties agree to attempt in good faith to resolve any such Dispute through consultation and negotiation between executives who have authority to settle controversies and who are at a Vice-President level or higher. All negotiations pursuant to this subsection 16.12(a) shall be confidential and shall be treated as compromise and settlement negotiations for purposes of applicable rules of evidence.
- (b) If the Parties to the Dispute are not able to reach a negotiated resolution of any Dispute within thirty (30) days after the Dispute has been referred to the executives of the Parties for resolution, any Dispute that is subject to the jurisdiction of the NEB or applicable provincial regulatory authority ("**Regulator**") shall be referred to the Regulator with a request that such Dispute be dealt with on an expedited basis. Where a disagreement arises concerning whether a Dispute is subject to the jurisdiction of the Regulator, such matter shall be referred to the Regulator for resolution. If it is determined that the Regulator does not have jurisdiction to deal with the Dispute, a Party may pursue all available legal remedies.




16.13 Execution


This Agreement may be executed by fax or electronically in counterparts and the executed counterparts shall in aggregate constitute one Agreement. A fax or electronic signature shall be deemed to be an original.

IN WITNESS WHEREOF, each Party has caused this Agreement to be executed by its duly authorized officers as of the date first above written.

TRANSCANADA PIPELINES LIMITED

ENBRIDGE GAS DISTRIBUTION INC.

Per: 
 Name: _____
 Title: STEPHEN CLARK
SVP CANADIAN & US PIPELINES

Per: 
 Name: KARL JOHANSSON
 Title: _____

Per: _____
 Name: _____
 Title: _____

Per: _____
 Name: _____
 Title: _____



DS

UNION GAS LIMITED

GAZ METRO LIMITED PARTNERSHIP, by its general partner, GAZ METRO INC.

Per: _____
 Name: _____
 Title: _____

Per: _____
 Name: _____
 Title: _____


Per: _____
 Name: _____
 Title: _____

Per: _____
 Name: _____
 Title: _____

16.13 Execution

This Agreement may be executed by fax or electronically in counterparts and the executed counterparts shall in aggregate constitute one Agreement. A fax or electronic signature shall be deemed to be an original.

IN WITNESS WHEREOF, each Party has caused this Agreement to be executed by its duly authorized officers as of the date first above written.



TRANSCANADA PIPELINES LIMITED

ENBRIDGE GAS DISTRIBUTION INC.

Per: _____
Name:
Title:

Per: James Lord
Name: James Lord
Title: VP Law + IT

Per: _____
Name:
Title:

Per: Jim Grant
Name: Jim Grant
Title: VP strategy + Integrated Services

UNION GAS LIMITED

GAZ METRO LIMITED PARTNERSHIP, by its general partner, GAZ METRO INC.

Per: _____
Name:
Title:

Per: _____
Name:
Title:

Per: _____
Name:
Title:

Per: _____
Name:
Title:

FINAL EXECUTION

16.13 Execution

This Agreement may be executed by fax or electronically in counterparts and the executed counterparts shall in aggregate constitute one Agreement. A fax or electronic signature shall be deemed to be an original.

IN WITNESS WHEREOF, each Party has caused this Agreement to be executed by its duly authorized officers as of the date first above written.

TRANSCANADA PIPELINES LIMITED

ENBRIDGE GAS DISTRIBUTION INC.

Per: _____
Name:
Title:

Per: _____
Name:
Title:


Per: _____
Name:
Title:

Per: _____
Name:
Title:


UNION GAS LIMITED

GAZ METRO LIMITED PARTNERSHIP, by its general partner, GAZ METRO INC.

Per: _____
Name:
Title:

Per: 
Name: Sophie Brochu
Title: President and CEO

Per: _____
Name:
Title:

Per: 
Name: Patrick Cabana
Title: Vice President, Gas Supply, Procurement and Regulatory Affairs

FINAL EXECUTION

16.13 Execution

This Agreement may be executed by fax or electronically in counterparts and the executed counterparts shall in aggregate constitute one Agreement. A fax or electronic signature shall be deemed to be an original.

IN WITNESS WHEREOF, each Party has caused this Agreement to be executed by its duly authorized officers as of the date first above written.

TRANSCANADA PIPELINES LIMITED

ENBRIDGE GAS DISTRIBUTION INC.

Per: _____
Name:
Title:


Per: _____
Name:
Title:

Per: _____
Name:
Title:


Per: _____
Name:
Title:

UNION GAS LIMITED

**GAZ METRO LIMITED PARTNERSHIP, by
its general partner, GAZ METRO INC.**

Per: 
Name: Steve Bakan
Title: President

Per: _____
Name:
Title:

Per: 
Name: Mark Isherwood
Title: Vice President Business Development.

Per: _____
Name:
Title:

APPENDIX A

to a Mainline Settlement Agreement
made effective as of the 31st day of October, 2013 among
TransCanada PipeLines Limited, Enbridge Gas Distribution Inc.,
Union Gas Limited and Gaz Metro Limited Partnership

**JANUARY 1, 2015 TO DECEMBER 31, 2020
REVENUE REQUIREMENT**

(See Attached)

Mainline Revenue Requirement
For the Period of 2015 - 2020
(\$000's)

Line No.	Particulars (a)	2015 (b)	2016 (c)	2017 (d)	2018 (e)	2019 (f)	2020 (g)
1	Transportation by Others	120,583	140,983	140,883	140,683	140,483	140,383
2	Storage Operating Costs	16,444	16,773	17,109	17,451	17,800	18,156
3	Pipeline Integrity and Insurance Deductible Costs	100,000	100,000	100,000	100,000	100,000	100,000
4	NEB Cost Recovery	7,136	7,279	7,424	7,573	7,724	7,879
5	Return	460,277	445,062	431,319	398,041	370,758	337,686
6	Income Taxes	156,194	150,345	148,170	146,240	144,268	142,526
7	Depreciation	411,407	414,140	418,038	417,071	416,103	416,560
8	Regulatory Proceedings Costs and Collaborative (TTF) Costs	916	934	953	972	991	1,011
9	Electric Costs and Tax on Fuel	23,000	23,460	23,929	24,408	24,896	25,394
10	Municipal and Provincial Capital taxes	132,714	137,139	142,270	146,538	150,935	155,463
11	Operations, Maintenance and Administrative	179,539	183,130	186,793	190,529	194,339	198,226
12	TransCanada Contribution	(27,000)	(27,000)	(27,000)	(27,000)	(27,000)	(27,000)
13	Long Term Adjustment Account	15,814	15,722	15,636	15,603	15,570	15,585
14	Revenue Requirement (without Annual Bridging Amount)	1,597,024	1,607,966	1,605,524	1,578,108	1,556,867	1,531,869
15	Annual Bridging Amount	534,116	(85,836)	(367,284)	(348,078)	(338,967)	(314,239)
16	Revenue Requirement	2,131,140	1,522,130	1,238,240	1,230,031	1,217,900	1,217,630

Mainline Rate Base
For the Period of 2015 - 2020
(\$000's)

Line No.	Particulars (a)	2015 (b)	2016 (c)	2017 (d)	2018 (e)	2019 (f)	2020 (g)
Utility Investment							
1	Gross Plant	12,993,656	13,156,469	13,353,448	13,350,427	13,347,406	13,349,051
2	Accumulated Depreciation	(8,181,008)	(8,520,613)	(8,864,014)	(9,208,547)	(9,552,113)	(9,900,090)
3	Net Plant	4,812,648	4,635,855	4,489,434	4,141,880	3,795,293	3,448,961
4	Contribution in Aid of Construction	(35,496)	(34,996)	(34,496)	(33,996)	(33,496)	(32,996)
5	Total Plant	4,777,152	4,600,859	4,454,938	4,107,884	3,761,797	3,415,965
Working Capital							
6	Cash	22,121	22,412	22,709	23,012	23,322	23,637
7	Goods & Services Tax/Harmonized Sales Tax, Net	(12,204)	(12,204)	(12,204)	(12,204)	(12,204)	(12,204)
8	Materials and Supplies	22,716	22,716	22,716	22,716	22,716	22,716
9	Linepack	41,097	41,097	41,097	41,097	41,097	41,097
10	Storage Gas	15,473	15,473	15,473	15,473	15,473	15,473
11	Prepayments and Deposits	1,147	1,147	1,147	1,147	1,147	1,147
12	Total Working Capital	90,350	90,641	90,938	91,241	91,551	91,866
Miscellaneous Deferred Items							
13	Debt, Discount, and Expense	15,979	14,274	12,589	10,862	9,027	7,134
14	Non-Funded Pension Expense / Post Employment Benefits	80,101	75,651	71,201	66,751	62,301	57,851
15	Long Term Adjustment Account	464,213	448,445	432,767	417,148	401,561	385,983
16	Total Deferred Costs	560,293	538,370	516,557	494,761	472,889	450,968
17	Rate Base (excluding Bridging Amortization Account)	5,427,795	5,229,871	5,062,433	4,693,885	4,326,237	3,958,799
Bridging Amortization Account							
18	Average Balance	(205,314)	(393,297)	(249,119)	6,877	271,595	543,546
19	Total Rate Base	5,222,481	4,836,574	4,813,314	4,700,762	4,597,831	4,502,345

APPENDIX B

to a Mainline Settlement Agreement
made effective as of the 31st day of October, 2013 among
TransCanada PipeLines Limited, Enbridge Gas Distribution Inc.,
Union Gas Limited and Gaz Metro Limited Partnership

JANUARY 1, 2015 TO DECEMBER 31, 2020
BILLING DETERMINANTS AND REVENUES

(See Attached)

2015 - 2020 Revenue Forecast

Firm Transportation

Line No.	Receipt	Delivery	Compliance Toll (\$/GJ)	% of Compliance	New Toll (\$/GJ)	Energy (GJ/d)					Revenue (\$Millions)					
						2015	2016	2017	2018	2019	2020	2015	2016	2017	2018	2019
(a)	(b)	(c)	(d)	(e)	(f)	(g)	(h)	(i)	(j)	(k)	(l)	(m)	(n)	(o)	(p)	(q)
1	Emerson 2	Centram MDA	0.1586	112%	0.1774	69,750	69,750	69,750	69,750	69,750	69,750	4.5	4.5	4.5	4.5	4.5
2	Empress	Centram MDA	0.5362	112%	0.5999	186,640	186,640	186,640	186,640	186,640	186,640	40.9	40.9	40.9	40.9	40.9
3	Empress	Centram SSDA	0.3982	112%	0.4455	1,200	1,200	1,200	1,200	1,200	1,200	0.2	0.2	0.2	0.2	0.2
4	Empress	Centrat MDA	0.5980	112%	0.6690	11,500	11,500	11,500	11,500	11,500	11,500	2.8	2.8	2.8	2.8	2.8
5	Empress	Cornwall	1.6429	119%	1.9509	12,156	12,156	12,156	12,156	12,156	12,156	8.7	8.7	8.7	8.7	8.7
6	Empress	East Hereford	1.8251	119%	2.1672	39,373	-	-	-	-	-	31.1	-	-	-	-
7	Empress	Emerson 1	0.6088	112%	0.6811	86,928	86,928	86,928	86,928	86,928	86,928	21.6	21.6	21.6	21.6	21.6
8	Empress	Emerson 2	0.6088	112%	0.6811	27,634	27,634	27,634	27,634	27,634	27,634	6.9	6.9	6.9	6.9	6.9
9	Empress	Enbridge CDA	1.5659	119%	1.8594	476,338	-	-	-	-	-	323.3	-	-	-	-
10	Empress	Enbridge CDA (Amended)	1.5685	119%	1.8625	10,578	63,468	63,468	63,468	63,468	63,468	7.2	43.1	43.1	43.1	43.1
11	Empress	Enbridge EDA	1.6154	119%	1.9183	287,579	336,440	201,532	201,532	201,532	201,532	201.4	235.6	141.1	141.1	141.1
12	Empress	GMIT EDA	1.7294	119%	2.0536	175,963	120,250	85,000	85,000	85,000	85,000	131.9	90.1	63.7	63.7	63.7
13	Empress	GMIT NDA	1.3441	112%	1.5037	12,939	1,000	1,000	1,000	1,000	1,000	7.1	0.5	0.5	0.5	0.5
14	Empress	Iroquois	1.6259	119%	1.9308	121,638	22,463	-	-	-	-	85.7	15.8	-	-	-
15	Empress	KPUC EDA	1.6841	119%	1.9998	9,090	9,090	9,090	9,090	9,090	9,090	6.6	6.6	6.6	6.6	6.6
16	Empress	Napierville	1.7215	119%	2.0442	50,233	50,233	50,233	50,233	50,233	50,233	37.5	37.5	37.5	37.5	37.5
17	Empress	Nipigon WDA	0.9322	112%	1.0429	6,484	6,484	6,303	5,400	5,400	5,400	2.5	2.5	2.4	2.1	2.1
18	Empress	Phillipsburg	1.7304	119%	2.0548	18,500	18,500	18,500	18,500	18,500	18,500	13.9	13.9	13.9	13.9	13.9
19	Empress	Spruce	0.5980	112%	0.6690	4,220	4,220	4,220	4,220	4,220	4,220	1.0	1.0	1.0	1.0	1.0
20	Empress	Transgas SSDA	0.3073	112%	0.3438	50,000	50,000	45,833	25,000	25,000	25,000	6.3	6.3	5.8	3.1	3.1
21	Empress	Tunis NDA	1.2345	112%	1.3811	9,402	9,402	9,091	7,536	7,536	7,536	4.7	4.7	4.6	3.8	3.8
22	Empress	Union CDA	1.5405	119%	1.8293	68,000	39,463	-	-	-	-	45.4	26.3	-	-	-
23	Empress	Union ECDA	1.5437	119%	1.8331	-	1,833	11,000	11,000	11,000	11,000	-	1.2	7.4	7.4	7.4
24	Empress	Union EDA	1.6504	119%	1.9598	139,023	77,667	1,000	1,000	1,000	1,000	99.4	55.6	0.7	0.7	0.7
25	Empress	Union NCDA	1.4953	119%	1.7757	11,000	11,000	11,000	11,000	11,000	11,000	7.1	7.1	7.1	7.1	7.1
26	Empress	Union NDA	1.3169	112%	1.4733	109,571	92,053	67,000	67,000	67,000	67,000	58.9	49.5	36.0	36.0	36.0
27	Empress	Union SSMDA	1.1945	112%	1.3363	21,000	21,000	21,000	21,000	21,000	21,000	10.2	10.2	10.2	10.2	10.2
28	Empress	Union WDA	0.8562	112%	0.9578	50,575	52,000	52,000	52,000	52,000	52,000	17.7	18.2	18.2	18.2	18.2
29	Kirkwall	Chippawa	0.1437	155%	0.2227	198,226	163,650	161,867	130,092	15,794	13,162	16.1	13.3	13.2	10.6	1.3
30	Kirkwall	Niagara Falls	0.1424	155%	0.2208	31,651	26,376	-	-	-	-	2.6	2.1	-	-	-
31	Kirkwall	Union CDA (Amended)	0.1023	155%	0.1585	-	22,500	135,000	135,000	135,000	135,000	-	1.3	7.8	7.8	7.8
32	Niagara Falls	Enbridge CDA	0.1738	155%	0.2693	213,015	-	-	-	-	-	20.9	-	-	-	-
33	Niagara Falls	Enbridge CDA (Amended)	0.1757	155%	0.2723	42,603	255,618	255,618	255,618	255,618	255,618	4.2	25.4	25.4	25.4	25.4
34	Niagara Falls	GMIT EDA	0.4798	155%	0.7436	82,000	82,000	82,000	82,000	82,000	82,000	22.3	22.3	22.3	22.3	22.3
35	Niagara Falls	Kirkwall	0.1424	155%	0.2208	73,062	73,062	73,062	73,062	73,062	73,062	5.9	5.9	5.9	5.9	5.9
36	Niagara Falls	KPUC EDA	0.3088	155%	0.4786	2,000	2,000	2,000	2,000	2,000	2,000	0.3	0.3	0.3	0.3	0.3
37	Niagara Falls	Enbridge Parkway CDA	0.1534	155%	0.2377	33,333	200,000	200,000	200,000	200,000	200,000	2.9	17.4	17.4	17.4	17.4
38	SS. Marie	Union SSMDA	0.0910	112%	0.1018	36,368	72,000	72,000	72,000	72,000	72,000	1.4	2.7	2.7	2.7	2.7
39	St. Clair	Chippawa	0.2523	155%	0.3911	103,452	-	-	-	-	-	14.8	-	-	-	-
40	St. Clair	Union SWDA	0.0958	155%	0.1485	140,125	140,125	140,125	140,125	140,125	140,125	7.6	7.6	7.6	7.6	7.6
41	Union Dawn	East Hereford	0.6236	155%	0.9666	52,753	52,753	52,753	52,753	52,753	52,753	18.6	18.6	18.6	18.6	18.6
42	Union Dawn	Enbridge CDA	0.2356	155%	0.3651	137,013	-	-	-	-	-	18.3	-	-	-	-
43	Union Dawn	Enbridge CDA (Amended)	0.2387	155%	0.3700	27,403	164,416	164,416	164,416	164,416	164,416	3.7	22.2	22.2	22.2	22.2
44	Union Dawn	Enbridge EDA	0.4367	155%	0.6769	120,667	154,000	154,000	154,000	154,000	154,000	29.8	38.1	38.1	38.1	38.1
45	Union Dawn	GMIT EDA	0.5279	155%	0.8182	210,000	210,000	210,000	210,000	210,000	210,000	62.7	62.7	62.7	62.7	62.7
46	Union Dawn	Iroquois	0.4198	155%	0.6507	10,000	-	-	-	-	-	2.4	-	-	-	-
47	Union Dawn	Niagara Falls	0.2389	155%	0.3703	10,265	10,265	10,265	2,566	-	-	1.4	1.4	1.4	0.3	-
48	Union Dawn	Union CDA	0.2042	155%	0.3164	122,532	64,250	-	-	-	-	14.2	7.4	-	-	-
49	Union Parkway Belt	Enbridge CDA	0.1245	155%	0.1929	6,727	-	-	-	-	-	0.5	-	-	-	-
50	Union Parkway Belt	Enbridge CDA (Amended)	0.1281	155%	0.1986	1,345	8,072	8,072	8,072	8,072	8,072	0.1	0.6	0.6	0.6	0.6
51	Union Parkway Belt	Enbridge EDA	0.3207	155%	0.4971	-	27,648	165,889	165,889	165,889	165,889	-	5.0	30.1	30.1	30.1
52	Union Parkway Belt	GMIT EDA	0.4119	155%	0.6384	104,858	311,198	346,448	346,448	346,448	346,448	24.4	72.5	80.7	80.7	80.7
53	Union Parkway Belt	GMIT NDA	0.3415	155%	0.5293	2,555	15,327	15,327	15,327	15,327	15,327	0.5	3.0	3.0	3.0	3.0
54	Union Parkway Belt	Iroquois	0.3038	155%	0.4709	483,905	483,905	483,905	483,905	483,905	483,905	83.2	83.2	83.2	83.2	83.2
55	Union Parkway Belt	Phillipsburg	0.4130	155%	0.6401	30,000	30,000	30,000	30,000	30,000	30,000	7.0	7.0	7.0	7.0	7.0
56	Union Parkway Belt	Union CDA	0.1008	155%	0.1563	16,000	13,333	-	-	-	-	0.9	0.8	-	-	-
57	Union Parkway Belt	Union EDA	0.2505	155%	0.3882	49,500	130,333	222,000	222,000	222,000	222,000	7.0	18.5	31.5	31.5	31.5
58	Union Parkway Belt	Union NCDA	0.1796	155%	0.2784	4,247	4,167	5,000	5,000	5,000	5,000	0.4	0.4	0.5	0.5	0.5
59	Union Parkway Belt	Union NDA	0.3580	155%	0.5549	67,188	96,833	206,000	206,000	206,000	206,000	13.6	19.6	41.7	41.7	41.7
60	Welwyn	Centram MDA	0.2235	112%	0.2500	1,332	1,332	1,332	1,332	1,332	1,332	0.1	0.1	0.1	0.1	0.1
61	Total Firm Transportation					4,481,438	4,197,537	4,250,158	4,187,392	4,070,528	4,067,896	1,572.3	1,170.7	1,009.3	1,001.9	992.3

Firm Transportation - Non Renewable

Line No.	Receipt	Delivery	Compliance Toll (\$/GJ)	% of Compliance	Toll (\$/GJ)	Energy (GJ/d)						Revenue (\$Millions)					
						2015	2016	2017	2018	2019	2020	2015	2016	2017	2018	2019	2020
(a)	(b)	(c)	(d)	(e)	(f)	(g)	(h)	(i)	(j)	(k)	(l)	(m)	(n)	(o)	(p)	(q)	
1	Empress	Cornwall	1.6429	119%	1.9509	294	-	-	-	-	-	0.2	-	-	-	-	
2	Empress	East Hereford	1.8251	119%	2.1672	22,859	-	-	-	-	-	18.1	-	-	-	-	
3	Empress	Enbridge EDA	1.6154	119%	1.9183	93,125	-	-	-	-	-	65.2	-	-	-	-	
4	Empress	GMIT EDA	1.7294	119%	2.0536	128,664	-	-	-	-	-	96.4	-	-	-	-	
5	Empress	Iroquois	1.6259	119%	1.9308	23,299	-	-	-	-	-	16.4	-	-	-	-	
6	Empress	Union EDA	1.6504	119%	1.9598	1,052	-	-	-	-	-	0.8	-	-	-	-	
7	Total Firm Transportation - Non Renewable					269,293	-	-	-	-	-	197.1	-	-	-	-	-

Firm Transportation - Short Notice & Enhanced Market Balancing¹

Line No.	Receipt	Delivery	Compliance Toll (\$/GJ)	% of Compliance	Toll (\$/GJ)	Energy (GJ/d)						Revenue (\$Millions)						
						2015	2016	2017	2018	2019	2020	2015	2016	2017	2018	2019	2020	
(a)	(b)	(c)	(d)	(e)	(f)	(g)	(h)	(i)	(j)	(k)	(l)	(m)	(n)	(o)	(p)	(q)		
8	FT-SN Kirkwall	Thorold CDA	0.1476	155%	0.2288	49,500	49,500	49,500	49,500	49,500	49,500	4.1	4.1	4.1	4.1	4.1	4.1	
9	FT-SN Union Parkway Belt	Goreway CDA	0.1099	155%	0.1704	140,000	140,000	140,000	140,000	140,000	140,000	8.7	8.7	8.7	8.7	8.7	8.7	
10	FT-SN Union Parkway Belt	Schomberg #2 CDA	0.1285	155%	0.1992	87,654	87,654	87,654	87,654	87,654	87,654	6.4	6.4	6.4	6.4	6.4	6.4	
11	FT-SN Union Parkway Belt	Victoria Square #2 CDA	0.1298	155%	0.2012	185,000	185,000	185,000	185,000	185,000	185,000	13.6	13.6	13.6	13.6	13.6	13.6	
12	EMB Union Parkway Belt	Union EDA	0.2755	155%	0.4270	4,167	25,000	25,000	25,000	25,000	25,000	0.6	3.9	3.9	3.9	3.9	3.9	
13	Total Firm Transportation - Short Notice & Enhanced Market Balancing					466,321	487,154	487,154	487,154	487,154	487,154	33.5	36.7	36.7	36.7	36.7	36.7	36.7

Storage Transportation Service

Line No.	Receipt	Delivery	Compliance Toll (\$/GJ)	% of Compliance	Toll (\$/GJ)	Energy (GJ/d)						Revenue (\$Millions)					
						2015	2016	2017	2018	2019	2020	2015	2016	2017	2018	2019	2020
(a)	(b)	(c)	(d)	(e)	(f)	(g)	(h)	(i)	(j)	(k)	(l)	(m)	(n)	(o)	(p)	(q)	
14	STS Centram MDA		0.1586	112%	0.1774	54,000	54,000	54,000	54,000	54,000	54,000	3.5	3.5	3.5	3.5	3.5	3.5
15	STS Union NDA		0.3580	155%	0.5549	47,429	37,667	31,000	31,000	31,000	31,000	9.6	7.6	6.3	6.3	6.3	6.3
16	STS Cornwall		0.3255	155%	0.5044	10,300	10,300	10,300	10,300	10,300	10,300	1.9	1.9	1.9	1.9	1.9	1.9
17	STS Enbridge CDA		0.1245	155%	0.1929	236,577	-	-	-	-	-	16.7	-	-	-	-	-
18	STS Enbridge CDA (Amended)		0.1281	155%	0.1986	47,315	283,892	283,892	283,892	283,892	283,892	3.4	20.6	20.6	20.6	20.6	20.6
19	STS Enbridge EDA		0.3207	155%	0.4971	80,611	80,611	80,611	80,611	80,611	80,611	14.6	14.6	14.6	14.6	14.6	14.6
20	STS GMIT EDA		0.4119	155%	0.6384	216,174	216,174	216,174	216,174	216,174	216,174	50.4	50.4	50.4	50.4	50.4	50.4
21	STS KPUC EDA		0.2409	155%	0.3734	13,342	13,342	13,342	13,342	13,342	13,342	1.8	1.8	1.8	1.8	1.8	1.8
22	STS Phillipsburg		0.4130	155%	0.6401	20,279	20,279	20,279	20,279	20,279	20,279	4.7	4.7	4.7	4.7	4.7	4.7
23	STS Union EDA		0.2505	155%	0.3882	61,600	27,000	27,000	27,000	27,000	27,000	8.7	3.8	3.8	3.8	3.8	3.8
24	STS Union WDA		0.8400	155%	1.3020	3,150	3,150	3,150	3,150	3,150	3,150	1.5	1.5	1.5	1.5	1.5	1.5
25	Total Storage Transportation Service					790,777	746,415	739,748	739,748	739,748	739,748	116.9	110.5	109.1	109.1	109.1	109.1

26	Total Firm Revenues					6,007,828	5,431,105	5,477,060	5,414,294	5,297,430	5,294,798	1,919.7	1,317.9	1,155.1	1,147.7	1,138.1	1,137.9
----	----------------------------	--	--	--	--	------------------	------------------	------------------	------------------	------------------	------------------	----------------	----------------	----------------	----------------	----------------	----------------

Non Discretionary Miscellaneous Revenue (NDMR)

27	Delivery Pressure Surcharge											30.1	22.8	21.7	20.9	18.4	18.4
28	Union Dawn Receipt Point Surcharge											1.3	1.3	1.3	1.3	1.3	1.3
29	Sales Meter Station Surcharge											0.1	0.1	0.1	0.1	0.1	0.1
30	Total NDMR											31.5	24.2	23.1	22.3	19.8	19.8

31	Discretionary Miscellaneous Revenue (DMR)²											180.0	180.0	60.0	60.0	60.0	60.0
----	--	--	--	--	--	--	--	--	--	--	--	--------------	--------------	-------------	-------------	-------------	-------------

32	Total System Revenues											2,131.1	1,522.1	1,238.2	1,230.0	1,217.9	1,217.6
----	------------------------------	--	--	--	--	--	--	--	--	--	--	----------------	----------------	----------------	----------------	----------------	----------------

¹ Firm Transportation - Short Notice (FT-SN) & Enhanced Market Balancing (EMB) service revenues include a 10% Toll Premium

² DMR includes IT, STFT, and Diversion revenues

APPENDIX C

to a Mainline Settlement Agreement
made effective as of the 31st day of October, 2013 among
TransCanada PipeLines Limited, Enbridge Gas Distribution Inc.,
Union Gas Limited and Gaz Metro Limited Partnership

METHODOLOGY TO ALLOCATE REVENUE REQUIREMENT TO SEGMENTS

(See Attached)

Revenue Requirement and Asset Values Allocated by Segment
For the Period of 2015 - 2020
(\$000's)

Line No.	Revenue Requirement (a)	2015				2016				2017						
		Prairies (b)	NOL (c)	Eastern (d)	Total (e)	Prairies (f)	NOL (g)	Eastern (h)	Total (i)	Prairies (j)	NOL (k)	Eastern (l)	Total (m)			
1	Transmission By Others															
1	- GLGT	-	8,204	15,693	23,897	-	8,204	15,693	23,897	-	8,204	15,693	23,897	-	8,204	15,693
2	- Union/Enbridge	-	-	20,686	20,686	-	-	41,086	41,086	-	-	40,986	40,986	-	-	40,986
3	- TQM	-	-	76,000	76,000	-	-	76,000	76,000	-	-	76,000	76,000	-	-	76,000
4	Storage Operating Costs	4,737	4,989	6,718	16,444	4,203	3,926	8,645	16,773	3,747	3,307	10,055	17,109			
5	Pipeline Integrity	25,000	50,000	25,000	100,000	25,000	50,000	25,000	100,000	25,000	50,000	25,000	100,000			
6	NEB Cost Recovery & Collaborative Costs	2,320	2,443	3,289	8,052	2,058	1,922	4,233	8,213	1,834	1,619	4,923	8,377			
7	Return	138,890	129,325	192,062	460,277	132,718	108,986	203,358	445,062	126,021	88,356	216,943	431,319			
8	Income Taxes	47,132	43,886	65,176	156,194	44,833	36,816	68,696	150,345	43,292	30,353	74,526	148,170			
9	Depreciation	87,727	244,469	79,211	411,407	88,184	242,515	83,441	414,140	88,632	240,537	88,869	418,038			
10	Fuel Gas Tax ²	2,454	-	606	3,060	2,503	-	618	3,121	2,553	-	631	3,184			
11	Electrical Costs ³	15,816	45	4,078	19,940	16,133	46	4,160	20,339	16,455	47	4,243	20,746			
12	Municipal and Provincial Capital Taxes ¹	44,867	52,548	35,299	132,714	46,213	54,124	36,801	137,139	47,599	55,748	38,923	142,270			
13	Operations, Maintenance and Administrative	51,722	54,471	73,346	179,539	45,887	42,861	94,381	183,130	40,905	36,107	109,781	186,793			
14	TransCanada Contribution	(8,147)	(7,586)	(11,266)	(27,000)	(8,051)	(6,612)	(12,337)	(27,000)	(7,889)	(5,531)	(13,580)	(27,000)			
15	Long Term Adjustment Account	4,772	4,443	6,599	15,814	4,688	3,850	7,184	15,722	4,568	3,203	7,864	15,636			
16	Revenue Requirement	417,289	587,237	592,498	1,597,024	404,368	546,640	656,959	1,607,966	392,717	511,950	700,857	1,605,524			
17	Annual Bridging Amount				534,116				(85,836)				(367,284)			
18	Revenue Requirement				<u>2,131,140</u>				<u>1,522,130</u>				<u>1,238,240</u>			
	Asset Split	GPIS	Dep Rate	Rate Base	GJ's	GJ-KMs	GPIS	Dep Rate	Rate Base	GJ's	GJ-KMs	GPIS	Dep Rate	Rate Base	GJ's	GJ-KMs
19	Prairies	30%	2.2%	30%	25%	33%	30%	2.2%	30%	20%	30%	30%	2.2%	29%	16%	28%
20	NOL	41%	4.5%	28%	21%	40%	41%	4.5%	24%	16%	31%	40%	4.5%	20%	14%	25%
21	Eastern	29%	2.1%	42%	54%	27%	30%	2.1%	46%	64%	39%	31%	2.1%	50%	70%	48%

Footnotes:

¹ Municipal taxes are allocated as follows: Alberta 1%, Sask Border to Stn 41 33%, Stn 41 to NBJ 40%, NBJ to Quebec 26%, Quebec (TQM) 1%

² Sales tax on fuel is allocated as follows: Saskatchewan 78%, Manitoba 2% and Quebec 20%

³ Electric costs are allocated as follows: Electric Energy Aftercoolers 5%, Montreal Line Electric Units 18%, Stn. 9E & 17E 40%, Stn. 41F & 41G 34%, Stn. 52C 0.2%, Stn. 123C 3%

Revenue Requirement and Asset Values Allocated by Segment

For the Period of 2015 - 2020

(\$000's)

Line No.	Revenue Requirement (a)	2018				2019				2020						
		Prairies (b)	NOL (c)	Eastern (d)	Total (e)	Prairies (f)	NOL (g)	Eastern (h)	Total (i)	Prairies (j)	NOL (k)	Eastern (l)	Total (m)			
	Transmission By Others															
1	- GLGT	-	8,204	15,693	23,897	-	8,204	15,693	23,897	-	8,204	15,693	23,897			
2	- Union/Enbridge	-	-	40,786	40,786	-	-	40,586	40,586	-	-	40,486	40,486			
3	- TQM	-	-	76,000	76,000	-	-	76,000	76,000	-	-	76,000	76,000			
4	Storage Operating Costs	3,790	3,388	10,273	17,451	3,900	3,486	10,413	17,800	3,979	3,557	10,620	18,156			
5	Pipeline Integrity	25,000	50,000	25,000	100,000	25,000	50,000	25,000	100,000	25,000	50,000	25,000	100,000			
6	NEB Cost Recovery & Collaborative Costs	1,856	1,659	5,030	8,545	1,910	1,707	5,099	8,716	1,948	1,742	5,200	8,890			
7	Return	119,445	67,973	210,623	398,041	114,667	48,467	207,624	370,758	108,648	27,410	201,628	337,686			
8	Income Taxes	43,884	24,973	77,383	146,240	44,619	18,859	80,790	144,268	45,857	11,569	85,100	142,526			
9	Depreciation	89,110	238,633	89,328	417,071	89,589	236,726	89,788	416,103	90,060	236,259	90,240	416,560			
10	Fuel Gas Tax ²	2,604	-	643	3,247	2,656	-	656	3,312	2,709	-	669	3,378			
11	Electrical Costs ³	16,784	48	4,328	21,160	17,120	49	4,415	21,584	17,462	50	4,503	22,015			
12	Municipal and Provincial Capital Taxes ¹	49,027	57,421	40,091	146,538	50,498	59,143	41,294	150,935	52,012	60,917	42,533	155,463			
13	Operations, Maintenance and Administrative	41,380	36,991	112,157	190,529	42,585	38,063	113,691	194,339	43,445	38,832	115,948	198,226			
14	TransCanada Contribution	(8,102)	(4,611)	(14,287)	(27,000)	(8,350)	(3,530)	(15,120)	(27,000)	(8,687)	(2,192)	(16,121)	(27,000)			
15	Long Term Adjustment Account	4,682	2,664	8,256	15,603	4,816	2,035	8,719	15,570	5,014	1,265	9,306	15,585			
16	Revenue Requirement	389,461	487,344	701,304	1,578,108	389,008	463,211	704,648	1,556,867	387,449	437,613	706,806	1,531,869			
17	Annual Bridging Amount				(348,078)				(338,967)				(314,239)			
18	Revenue Requirement				1,230,031				1,217,900				1,217,630			
	Asset Split	GPIS	Dep Rate	Rate Base	GJ's	GJ-KMs	GPIS	Dep Rate	Rate Base	GJ's	GJ-KMs	GPIS	Dep Rate	Rate Base	GJ's	GJ-KMs
19	Prairies	30%	2.2%	30%	16%	27%	30%	2.2%	31%	16%	27%	30%	2.2%	32%	16%	27%
20	NOL	39%	4.5%	17%	14%	25%	39%	4.5%	13%	14%	25%	39%	4.5%	8%	14%	25%
21	Eastern	31%	2.1%	53%	70%	48%	31%	2.1%	56%	69%	48%	31%	2.1%	60%	69%	48%

Footnotes:

¹ Municipal taxes are allocated as follows: Alberta 1%, Sask Border to Stn 41 33%, Stn 41 to NBJ 40%, NBJ to Quebec 26%, Quebec (TQM) 1%² Sales tax on fuel is allocated as follows: Saskatchewan 78%, Manitoba 2% and Quebec 20%³ Electric costs are allocated as follows: Electric Energy Aftercoolers 5%, Montreal Line Electric Units 18%, Stn. 9E & 17E 40%, Stn. 41F & 41G 34%, Stn. 52C 0.2%, Stn. 123C 3%

Annual Bridging Amount
For the Period of 2015 - 2030
(\$000's)

Line No.	Particulars (a)	2015 (b)	2016 (c)	2017 (d)	2018 (e)	2019 (f)	2020 (g)					
1	Annual Bridging Amount	534,116	(85,836)	(367,284)	(348,078)	(338,967)	(314,239)					
		2021	2022	2023	2024	2025	2026	2027	2028	2029	2030	
2	Annual Bridging Amount	150,023	143,605	137,817	132,212	126,518	120,604	113,703	107,037	100,616	91,796	

Note: For the years 2021 - 2030, the Annual Bridging Amount is allocated only to the EOT segment.

1 **METHODOLOGY TO ALLOCATE REVENUE REQUIREMENT TO SEGMENTS**

2 The following methodology outlines the manner in which the annual Mainline Revenue
3 Requirement has been determined for the various system segments for purposes of Settlement
4 Toll determination.

5 This is a two-step process. The first step is to determine the Revenue Requirement associated
6 with each segment before taking into account the Bridging Contribution. As part of the
7 Settlement, the recovery of the EOT portion of the overall Revenue Requirement has been
8 extended to a 16 year period whereas the recovery of the Prairies and NOL portion of the
9 overall Revenue Requirement is completed during the initial six year period. The second step
10 determines what the EOT Revenue Requirement is, taking into account the amortization of
11 the Bridging Contribution over the 16 year period.

12 First Step – Determine the Revenue Requirement associated with each segment.

13 As an integrated system, TransCanada does not calculate the annual Mainline Revenue
14 Requirement by segments or other geographical delineations. However, estimates have been
15 determined for three segments, Prairies, NOL and EOT.

16 The Prairies Segment represents the Mainline facilities from Empress to Station 41 including
17 the extension to Emerson. The NOL Segment represents the Mainline facilities east of
18 Station 41 up to and including Station 116 at North Bay, plus Line 900 for Sault-Ste-Marie.
19 The EOT Segment represents the Mainline facilities east of Station 116 at North Bay and east
20 of St. Clair. The delineation point between the NOL and EOT segments is North Bay
21 Junction and St. Clair. For purposes of toll determination in Appendix D and valid diversion
22 points in Appendix G, long-haul deliveries to St. Clair and North Bay Junction are part of the
23 NOL segment, and receipts from St. Clair and North Bay Junction are part of the EOT
24 segment. Transportation By Other (TBO) contracts on other pipelines are also included
25 within each segment, generally following geographical location, as further discussed below.

1 Segmented costs, by individual cost item, were derived for each year of 2015 through 2020
2 using the following methods:

- 3 1. **Geographical** – costs are allocated to segments based on known geographical
4 location. Costs allocated by this method are: Municipal Taxes, Pipeline Integrity,
5 Electric Costs and Tax on Fuel, and Transportation by Other (TBO) for Union,
6 Enbridge, GLGT and TQM. The Union, Enbridge and TQM systems geographically
7 reside within the EOT and are allocated to this segment. The portion of GLGT TBO
8 from Emerson to St. Clair is a functional loop of the NOL and therefore is allocated to
9 the NOL segment. The portion of GLGT TBO originating from St. Clair (the GLGT
10 backhaul TBO), does not geographically reside within the EOT but is used to
11 facilitate transportation into the EOT and therefore, these costs have been allocated to
12 the EOT.
- 13 2. **Ratio of Rate Base** – costs are allocated to segments based on the ratio of segmented
14 rate base to total rate base. Costs allocated by this method are: Return, Income Tax,
15 Long Term Adjustment Account (LTAA), and TransCanada’s Contribution.
- 16 3. **Gas Plant in Service** – Depreciation Expense is allocated to segments based on the
17 appropriate segment depreciation rate¹ applied to the segment Gas Plant in Service
18 (GPIS). Depreciation of general plant is allocated to the segments based on the
19 respective segment share of transmission system GPIS.
- 20 4. **50% Energy and 50% Energy-Distance** – costs are allocated to segments with 50%
21 of the cost allocated based on the energy split across the segments, and 50% of the cost
22 allocated based on the energy-distance split across segments. Costs allocated by this
23 method are: Operations, Maintenance and Administrative (OMA), Storage Operating
24 Costs, NEB Cost Recovery, and Regulatory Proceedings Costs and Collaborative
25 (TTF) Costs.

¹ Depreciation rates used are based on the Board approved methodology from RH-003-2011 Decision.

1 Second Step – Determine the annual adjustment to the EOT Revenue Requirement to include
2 the amortization of the Bridging Contribution.

3 The remaining system revenue imbalance (i.e. the Bridging Contribution) is recovered from
4 all system users and is allocated to short haul EOT shippers and all other shippers based on
5 their relative proportion of energy billing determinants. The Bridging Contribution recovered
6 from EOT short haul shippers is amortized over a 16 year period. This amortization amount
7 plus the annual variances due to tolls being averaged and fixed for six years, results in the
8 Annual Bridging Amount included in the annual Revenue Requirement.

APPENDIX D

to a Mainline Settlement Agreement
made effective as of the 31st day of October, 2013 among
TransCanada PipeLines Limited, Enbridge Gas Distribution Inc.,
Union Gas Limited and Gaz Metro Limited Partnership

JANUARY 1, 2015 TO DECEMBER 31, 2020 TOLLS

(See Attached)

Mainline Transportation Tolls
Effective January 1, 2015 through December 31, 2020

Storage Transportation Service

Line No	Particulars	Monthly Toll (\$/GJ/MO)	Daily Equivalent (\$/GJ)
	(a)	(b)	(c)
1	Centram MDA	5.39561	0.17739
2	Union WDA	39.60220	1.30199
3	Union NDA	16.87790	0.55489
4	Union EDA	11.80745	0.38819
5	KPUC EDA	11.35728	0.37339
6	GMIT EDA	19.41800	0.63840
7	Enbridge CDA	5.86829	0.19293
8	Enbridge CDA (Amended)	6.04075	0.19860
9	Enbridge EDA	15.12073	0.49712
10	Cornwall	15.34338	0.50444
11	Philipsburg	19.46849	0.64006

Firm Transportation - Short Notice

Line No	Particulars	Monthly Toll (\$/GJ/MO)	Daily Equivalent (\$/GJ)
	(a)	(b)	(c)
12	Kirkwall to Thorold CDA	6.96055	0.22884
13	Union Parkway Belt to Goreway CDA	5.18209	0.17037
14	Union Parkway Belt to Victoria Square #2 CDA	6.12044	0.20122
15	Union Parkway Belt to Schomberg #2 CDA	6.05900	0.19920

Enhanced Market Balancing Service

Line No	Particulars	Monthly Toll (\$/GJ/MO)	Daily Equivalent (\$/GJ)
	(a)	(b)	(c)
16	Union Parkway Belt to Union EDA	12.98853	0.42702

Delivery Pressure

Line No	Particulars	Monthly Toll (\$/GJ/MO)	Daily Equivalent (\$/GJ)
	(a)	(b)	(c)
17	Average Delivery Pressure Toll	0.93744	0.03082

Note: Delivery Pressure toll applies to the following locations: Emerson 1 , Emerson 2, Union SWDA, Enbridge SWDA, Dawn Export, Niagara Falls, Iroquois, Chippawa and East Hereford
The Daily Equivalent Toll is only applicable to STS Injections, IT, Diversions and STFT.

Union Dawn Receipt Point Surcharge

Line No	Particulars	Monthly Toll (\$/GJ/MO)	Daily Equivalent (\$/GJ)
	(a)	(b)	(c)
18	Union Dawn Receipt Point Surcharge	0.18079	0.00594

Short Notice Balancing (SNB) Service

Line No.	Particulars	Monthly Toll (\$/GJ/MO)	Daily Equivalent (\$/GJ)
	(a)	(b)	(c)
19	SNB Toll	3.76863	0.12390

Note: This SNB Toll is a representative toll for the Eastern Region.

Energy Deficient Gas Allowance (EDGA) Service

Line No	Particulars	Capacity Charge (\$/GJ/D)
	(a)	(b)
20	Western Section	1.57251
21	Eastern Section	0.41742

Note: The EDGA Service capacity charge for the Western Section is the effective Empress to North Bay Junction FT Toll and the capacity charge for the Eastern Section is the effective Parkway to North Bay Junction FT Toll.
The EDGA Service fuel charge for the Western Section includes the effective Empress to North Bay Junction monthly fuel ratio and the fuel charge for the Eastern Section includes the effective Parkway to North Bay Junction monthly fuel ratio.

Enhanced Capacity Release (ECR) Service

Line No	Particulars	Toll (\$/GJ/D)
	(a)	(b)
22	ECR Surcharge	0.10151

Mainline Transportation Tolls
Effective January 1, 2015 through December 31, 2020

- Notes: (i) Any transportation with a Union Dawn receipt point is subject to a Union Dawn Receipt Point Surcharge. Transport under FT, FT-NR, FT-SN and EMB service is subject to the monthly surcharge toll, and other transportation services are subject to the daily equivalent toll. Refer to page 1 for the Union Dawn Receipt Point Surcharge tolls.
- (ii) Transportation with receipt points from delivery areas or Spruce is for STFT and IT service only.
- (iii) The following delivery points are subject to an additional charge for delivery pressure: Emerson 1 & 2, Union SWDA, Enbridge SWDA, Dawn Export, Niagara Falls, Iroquois, Chippawa, and East Hereford. Refer to page 1 for the delivery pressure toll.
- (iv) Effective November 1, 2015, the Enbridge CDA is modified such that the Enbridge Parkway meter is removed from the Enbridge CDA and put within a new delivery area called the Enbridge Parkway CDA. The remaining Enbridge CDA meters continue to reside within the Enbridge CDA. Effective November 1, 2016, the Union CDA is modified such that the Union Parkway Belt, Bronte and Burlington meters are removed from the Union CDA. The Bronte and Burlington meters are put within a new delivery area called the Union ECDA, and the Parkway-Union meter will become a new standalone delivery location called Union Parkway Belt. The remaining Union CDA meters, Nanticoke and Hamilton Gate, continue to reside in the Union CDA.

Line No.	Receipt Point	Delivery Point	FT Toll (\$/GJ/MO)	Daily Equivalent FT for IT / STFT (\$/GJ)
1	Empress	Empress	2.90905	0.0956
2	Empress	TransGas SSSDA	10.45786	0.3438
3	Empress	Centram SSSDA	13.55063	0.4455
4	Empress	Centram MDA	18.24574	0.5999
5	Empress	Centrat MDA	20.34814	0.6690
6	Empress	Union WDA	29.13369	0.9578
7	Empress	Nipigon WDA	31.72093	1.0429
8	Empress	Union NDA	44.81257	1.4733
9	Empress	Calstock NDA	37.47638	1.2321
10	Empress	Tunis NDA	42.00724	1.3811
11	Empress	GMIT NDA	45.73633	1.5037
12	Empress	Union SSMDA	40.64549	1.3363
13	Empress	Union NCDA	54.00966	1.7757
14	Empress	Union CDA	55.64182	1.8293
15	Empress	Enbridge CDA	56.55675	1.8594
16	Empress	Union EDA	59.61180	1.9598
17	Empress	Enbridge EDA	58.34738	1.9183
18	Empress	KPUC EDA	60.82816	1.9998
19	Empress	GMIT EDA	62.46245	2.0536
20	Empress	Enbridge SWDA	51.35520	1.6884
21	Empress	Union SWDA	51.28858	1.6862
22	Empress	Chippawa	56.94122	1.8720
23	Empress	Cornwall	59.34109	1.9509
24	Empress	East Hereford	65.91991	2.1672
25	Empress	Emerson 1	20.71527	0.6811
26	Empress	Emerson 2	20.71527	0.6811
27	Empress	Iroquois	58.72698	1.9308
28	Empress	Kirkwall	54.84003	1.8030
29	Empress	Napierville	62.17897	2.0442
30	Empress	Niagara Falls	56.89711	1.8706
31	Empress	North Bay Junction	47.83051	1.5725
32	Empress	Philipsburg	62.50108	2.0548
33	Empress	Spruce	20.34814	0.6690
34	Empress	St. Clair	47.96800	1.5770
35	Empress	Welwyn	13.55063	0.4455
36	Empress	Dawn Export	51.35520	1.6884
37	Empress	Union Parkway Belt	55.54570	1.8262
38	Empress	Union CDA (Amended)	55.44593	1.8229
39	Empress	Union ECDA	55.75801	1.8331
40	Empress	Enbridge Parkway CDA	55.54570	1.8262
41	Empress	Enbridge CDA (Amended)	56.65074	1.8625
42	Bayhurst 1	Empress	3.43678	0.1130
43	Bayhurst 1	TransGas SSSDA	9.93104	0.3265
44	Bayhurst 1	Centram SSSDA	13.02259	0.4281
45	Bayhurst 1	Centram MDA	17.71801	0.5825
46	Bayhurst 1	Centrat MDA	19.81980	0.6516
47	Bayhurst 1	Union WDA	28.60596	0.9405
48	Bayhurst 1	Nipigon WDA	31.19320	1.0255
49	Bayhurst 1	Union NDA	44.28423	1.4559

Line No.	Receipt Point	Delivery Point	FT Toll (\$/GJ/MO)	Daily Equivalent FT for IT / STFT (\$/GJ)
1	Bayhurst 1	Calstock NDA	36.94834	1.2147
2	Bayhurst 1	Tunis NDA	41.47951	1.3637
3	Bayhurst 1	GMIT NDA	45.20860	1.4863
4	Bayhurst 1	Union SSMDA	40.11776	1.3189
5	Bayhurst 1	Union NCDA	53.44847	1.7572
6	Bayhurst 1	Union CDA	55.08154	1.8109
7	Bayhurst 1	Enbridge CDA	55.99617	1.8410
8	Bayhurst 1	Union EDA	59.05122	1.9414
9	Bayhurst 1	Enbridge EDA	57.78680	1.8998
10	Bayhurst 1	KPUC EDA	60.26758	1.9814
11	Bayhurst 1	GMIT EDA	61.90187	2.0351
12	Bayhurst 1	Enbridge SWDA	50.79492	1.6700
13	Bayhurst 1	Union SWDA	50.72861	1.6678
14	Bayhurst 1	Chippawa	56.38064	1.8536
15	Bayhurst 1	Cornwall	58.78082	1.9325
16	Bayhurst 1	East Hereford	65.35994	2.1488
17	Bayhurst 1	Emerson 1	20.18754	0.6637
18	Bayhurst 1	Emerson 2	20.18754	0.6637
19	Bayhurst 1	Iroquois	58.16670	1.9123
20	Bayhurst 1	Kirkwall	54.27976	1.7845
21	Bayhurst 1	Napierville	61.61839	2.0258
22	Bayhurst 1	Niagara Falls	56.33653	1.8522
23	Bayhurst 1	North Bay Junction	47.30218	1.5551
24	Bayhurst 1	Philipsburg	61.94080	2.0364
25	Bayhurst 1	Spruce	19.81980	0.6516
26	Bayhurst 1	St. Clair	47.43966	1.5597
27	Bayhurst 1	Welwyn	13.02259	0.4281
28	Bayhurst 1	Dawn Export	50.79492	1.6700
29	Bayhurst 1	Union Parkway Belt	54.98543	1.8077
30	Bayhurst 1	Union CDA (Amended)	54.88566	1.8045
31	Bayhurst 1	Union ECDA	55.19773	1.8147
32	Bayhurst 1	Enbridge Parkway CDA	54.98543	1.8077
33	Bayhurst 1	Enbridge CDA (Amended)	56.09107	1.8441
34	Calstock NDA	Empress	-	1.2321
35	Calstock NDA	TransGas SSSDA	-	0.9839
36	Calstock NDA	Centram SSSDA	-	0.8822
37	Calstock NDA	Centram MDA	-	0.7293
38	Calstock NDA	Centrat MDA	-	0.6588
39	Calstock NDA	Union WDA	-	0.3937
40	Calstock NDA	Nipigon WDA	-	0.2849
41	Calstock NDA	Union NDA	-	0.3368
42	Calstock NDA	Calstock NDA	-	0.0956
43	Calstock NDA	Tunis NDA	-	0.2446
44	Calstock NDA	GMIT NDA	-	0.3672
45	Calstock NDA	Union SSMDA	-	1.1196
46	Calstock NDA	Union NCDA	-	0.5694
47	Calstock NDA	Union CDA	-	0.6993
48	Calstock NDA	Enbridge CDA	-	0.6773
49	Calstock NDA	Union EDA	-	0.7557
50	Calstock NDA	Enbridge EDA	-	0.7124
51	Calstock NDA	KPUC EDA	-	0.7935
52	Calstock NDA	GMIT EDA	-	0.8473
53	Calstock NDA	Enbridge SWDA	-	0.8189
54	Calstock NDA	Union SWDA	-	0.8211
55	Calstock NDA	Chippawa	-	0.7632
56	Calstock NDA	Cornwall	-	0.7447
57	Calstock NDA	East Hereford	-	0.9610
58	Calstock NDA	Emerson 1	-	0.7399
59	Calstock NDA	Emerson 2	-	0.7399
60	Calstock NDA	Iroquois	-	0.7245
61	Calstock NDA	Kirkwall	-	0.7043
62	Calstock NDA	Napierville	-	0.8380
63	Calstock NDA	Niagara Falls	-	0.7617
64	Calstock NDA	North Bay Junction	-	0.4361

Line No.	Receipt Point	Delivery Point	Daily Equivalent FT for IT / STFT	
			FT Toll (\$/GJ/MO)	(\$/GJ)
1	Calstock NDA	Philipsburg	-	0.8486
2	Calstock NDA	Spruce	-	0.6588
3	Calstock NDA	St. Clair	-	0.7851
4	Calstock NDA	Welwyn	-	0.8822
5	Calstock NDA	Dawn Export	-	0.8189
6	Calstock NDA	Union Parkway Belt	-	0.6811
7	Calstock NDA	Union CDA (Amended)	-	0.7182
8	Calstock NDA	Union ECDA	-	0.6881
9	Calstock NDA	Enbridge Parkway CDA	-	0.6811
10	Calstock NDA	Enbridge CDA (Amended)	-	0.6770
11	Centram MDA	Empress	-	0.5999
12	Centram MDA	TransGas SSSA	-	0.3517
13	Centram MDA	Centram SSSA	-	0.2500
14	Centram MDA	Centram MDA	-	0.0956
15	Centram MDA	Centrat MDA	-	0.1662
16	Centram MDA	Union WDA	-	0.4550
17	Centram MDA	Nipigon WDA	-	0.5401
18	Centram MDA	Union NDA	-	0.9703
19	Centram MDA	Calstock NDA	-	0.7293
20	Centram MDA	Tunis NDA	-	0.8783
21	Centram MDA	GMIT NDA	-	1.0009
22	Centram MDA	Union SSMDA	-	0.8326
23	Centram MDA	Union NCDA	-	1.2420
24	Centram MDA	Union CDA	-	1.2947
25	Centram MDA	Enbridge CDA	-	1.3244
26	Centram MDA	Union EDA	-	1.4253
27	Centram MDA	Enbridge EDA	-	1.3844
28	Centram MDA	KPUC EDA	-	1.4649
29	Centram MDA	GMIT EDA	-	1.5198
30	Centram MDA	Enbridge SWDA	-	1.1538
31	Centram MDA	Union SWDA	-	1.1516
32	Centram MDA	Chippawa	-	1.3374
33	Centram MDA	Cornwall	-	1.4173
34	Centram MDA	East Hereford	-	1.6336
35	Centram MDA	Emerson 1	-	0.1774
36	Centram MDA	Emerson 2	-	0.1774
37	Centram MDA	Iroquois	-	1.3971
38	Centram MDA	Kirkwall	-	1.2683
39	Centram MDA	Napierville	-	1.5106
40	Centram MDA	Niagara Falls	-	1.3360
41	Centram MDA	North Bay Junction	-	1.0698
42	Centram MDA	Philipsburg	-	1.5212
43	Centram MDA	Spruce	-	0.1662
44	Centram MDA	St. Clair	-	1.0733
45	Centram MDA	Welwyn	-	0.2500
46	Centram MDA	Dawn Export	-	1.1538
47	Centram MDA	Union Parkway Belt	-	1.2915
48	Centram MDA	Union CDA (Amended)	-	1.2883
49	Centram MDA	Union ECDA	-	1.2985
50	Centram MDA	Enbridge Parkway CDA	-	1.2915
51	Centram MDA	Enbridge CDA (Amended)	-	1.3276
52	Centram SSSA	Empress	-	0.4455
53	Centram SSSA	TransGas SSSA	-	0.1973
54	Centram SSSA	Centram SSSA	-	0.0956
55	Centram SSSA	Centram MDA	-	0.2500
56	Centram SSSA	Centrat MDA	-	0.3191
57	Centram SSSA	Union WDA	-	0.6080
58	Centram SSSA	Nipigon WDA	-	0.6930
59	Centram SSSA	Union NDA	-	1.1234
60	Centram SSSA	Calstock NDA	-	0.8822
61	Centram SSSA	Tunis NDA	-	1.0312
62	Centram SSSA	GMIT NDA	-	1.1538
63	Centram SSSA	Union SSMDA	-	0.9864
64	Centram SSSA	Union NCDA	-	1.4043

Line No.	Receipt Point	Delivery Point	FT Toll (\$/GJ/MO)	Daily Equivalent FT for IT / STFT (\$/GJ)
1	Centram SSDA	Union CDA	-	1.4580
2	Centram SSDA	Enbridge CDA	-	1.4880
3	Centram SSDA	Union EDA	-	1.5885
4	Centram SSDA	Enbridge EDA	-	1.5469
5	Centram SSDA	KPUC EDA	-	1.6285
6	Centram SSDA	GMIT EDA	-	1.6822
7	Centram SSDA	Enbridge SWDA	-	1.3170
8	Centram SSDA	Union SWDA	-	1.3149
9	Centram SSDA	Chippawa	-	1.5007
10	Centram SSDA	Cornwall	-	1.5796
11	Centram SSDA	East Hereford	-	1.7959
12	Centram SSDA	Emerson 1	-	0.3312
13	Centram SSDA	Emerson 2	-	0.3312
14	Centram SSDA	Iroquois	-	1.5594
15	Centram SSDA	Kirkwall	-	1.4316
16	Centram SSDA	Napierville	-	1.6729
17	Centram SSDA	Niagara Falls	-	1.4992
18	Centram SSDA	North Bay Junction	-	1.2227
19	Centram SSDA	Philipsburg	-	1.6835
20	Centram SSDA	Spruce	-	0.3191
21	Centram SSDA	St. Clair	-	1.2272
22	Centram SSDA	Welwyn	-	0.0956
23	Centram SSDA	Dawn Export	-	1.3170
24	Centram SSDA	Union Parkway Belt	-	1.4548
25	Centram SSDA	Union CDA (Amended)	-	1.4515
26	Centram SSDA	Union ECDA	-	1.4618
27	Centram SSDA	Enbridge Parkway CDA	-	1.4548
28	Centram SSDA	Enbridge CDA (Amended)	-	1.4912
29	Centrat MDA	Empress	-	0.6690
30	Centrat MDA	TransGas SSDA	-	0.4208
31	Centrat MDA	Centram SSDA	-	0.3191
32	Centrat MDA	Centram MDA	-	0.1662
33	Centrat MDA	Centrat MDA	-	0.0956
34	Centrat MDA	Union WDA	-	0.3845
35	Centrat MDA	Nipigon WDA	-	0.4696
36	Centrat MDA	Union NDA	-	0.9000
37	Centrat MDA	Calstock NDA	-	0.6588
38	Centrat MDA	Tunis NDA	-	0.8077
39	Centrat MDA	GMIT NDA	-	0.9303
40	Centrat MDA	Union SSM DA	-	0.8321
41	Centrat MDA	Union NCDA	-	1.1671
42	Centrat MDA	Union CDA	-	1.2865
43	Centrat MDA	Enbridge CDA	-	1.2712
44	Centrat MDA	Union EDA	-	1.3534
45	Centrat MDA	Enbridge EDA	-	1.3101
46	Centrat MDA	KPUC EDA	-	1.3913
47	Centrat MDA	GMIT EDA	-	1.4450
48	Centrat MDA	Enbridge SWDA	-	1.1532
49	Centrat MDA	Union SWDA	-	1.1510
50	Centrat MDA	Chippawa	-	1.3368
51	Centrat MDA	Cornwall	-	1.3424
52	Centrat MDA	East Hereford	-	1.5587
53	Centrat MDA	Emerson 1	-	0.1768
54	Centrat MDA	Emerson 2	-	0.1768
55	Centrat MDA	Iroquois	-	1.3222
56	Centrat MDA	Kirkwall	-	1.2678
57	Centrat MDA	Napierville	-	1.4357
58	Centrat MDA	Niagara Falls	-	1.3354
59	Centrat MDA	North Bay Junction	-	0.9992
60	Centrat MDA	Philipsburg	-	1.4463
61	Centrat MDA	Spruce	-	0.0956
62	Centrat MDA	St. Clair	-	1.0728
63	Centrat MDA	Welwyn	-	0.3191
64	Centrat MDA	Dawn Export	-	1.1532

Line No.	Receipt Point	Delivery Point	Daily Equivalent FT for IT / STFT	
			FT Toll (\$/GJ/MO)	(\$/GJ)
1	Centrat MDA	Union Parkway Belt	-	1.2788
2	Centrat MDA	Union CDA (Amended)	-	1.2877
3	Centrat MDA	Union ECDA	-	1.2858
4	Centrat MDA	Enbridge Parkway CDA	-	1.2788
5	Centrat MDA	Enbridge CDA (Amended)	-	1.2705
6	Chippawa	Empress	74.32434	2.4435
7	Chippawa	TransGas SSDA	63.86496	2.0997
8	Chippawa	Centram SSDA	59.58047	1.9588
9	Chippawa	Centram MDA	53.09868	1.7457
10	Chippawa	Centrat MDA	53.07495	1.7449
11	Chippawa	Union WDA	42.85921	1.4091
12	Chippawa	Nipigon WDA	38.27299	1.2583
13	Chippawa	Union NDA	20.13462	0.6620
14	Chippawa	Calstock NDA	30.29926	0.9961
15	Chippawa	Tunis NDA	24.02126	0.7897
16	Chippawa	GMIT NDA	19.35625	0.6364
17	Chippawa	Union SSMDA	25.99165	0.8545
18	Chippawa	Union NCDA	11.72441	0.3855
19	Chippawa	Union CDA	6.62658	0.2179
20	Chippawa	Enbridge CDA	8.26786	0.2718
21	Chippawa	Union EDA	15.06416	0.4953
22	Chippawa	Enbridge EDA	18.37714	0.6042
23	Chippawa	KPUC EDA	14.61399	0.4805
24	Chippawa	GMIT EDA	22.67441	0.7455
25	Chippawa	Enbridge SWDA	11.32139	0.3722
26	Chippawa	Union SWDA	11.40808	0.3751
27	Chippawa	Chippawa	4.03051	0.1325
28	Chippawa	Cornwall	18.60070	0.6115
29	Chippawa	East Hereford	27.18794	0.8939
30	Chippawa	Emerson 1	49.65399	1.6325
31	Chippawa	Emerson 2	49.65399	1.6325
32	Chippawa	Iroquois	17.57931	0.5780
33	Chippawa	Kirkwall	6.77318	0.2227
34	Chippawa	Napierville	22.30424	0.7333
35	Chippawa	Niagara Falls	4.96248	0.1632
36	Chippawa	North Bay Junction	15.95385	0.5245
37	Chippawa	Philipsburg	22.72520	0.7471
38	Chippawa	Spruce	53.07495	1.7449
39	Chippawa	St. Clair	11.89626	0.3911
40	Chippawa	Welwyn	59.58047	1.9588
41	Chippawa	Dawn Export	11.32139	0.3722
42	Chippawa	Union Parkway Belt	7.28723	0.2396
43	Chippawa	Union CDA (Amended)	5.98174	0.1967
44	Chippawa	Union ECDA	7.00952	0.2305
45	Chippawa	Enbridge Parkway CDA	7.28723	0.2396
46	Chippawa	Enbridge CDA (Amended)	8.35972	0.2748
47	Cornwall	Empress	77.45665	2.5465
48	Cornwall	TransGas SSDA	66.99788	2.2027
49	Cornwall	Centram SSDA	62.71278	2.0618
50	Cornwall	Centram MDA	56.26901	1.8499
51	Cornwall	Centrat MDA	53.29517	1.7522
52	Cornwall	Union WDA	42.12374	1.3849
53	Cornwall	Nipigon WDA	37.53782	1.2341
54	Cornwall	Union NDA	19.41800	0.6384
55	Cornwall	Calstock NDA	29.56470	0.9720
56	Cornwall	Tunis NDA	23.28670	0.7656
57	Cornwall	GMIT NDA	18.62169	0.6122
58	Cornwall	Union SSMDA	35.48317	1.1666
59	Cornwall	Union NCDA	17.23895	0.5668
60	Cornwall	Union CDA	16.06608	0.5282
61	Cornwall	Enbridge CDA	14.69095	0.4830
62	Cornwall	Union EDA	7.60721	0.2501
63	Cornwall	Enbridge EDA	7.06032	0.2321
64	Cornwall	KPUC EDA	8.01692	0.2636

Line No.	Receipt Point	Delivery Point	Daily Equivalent FT for IT / STFT	
			FT Toll (\$/GJ/MO)	(\$/GJ)
1	Cornwall	GMIT EDA	8.10483	0.2665
2	Cornwall	Enbridge SWDA	20.81321	0.6843
3	Cornwall	Union SWDA	20.89990	0.6871
4	Cornwall	Chippawa	18.60070	0.6115
5	Cornwall	Cornwall	4.03051	0.1325
6	Cornwall	East Hereford	12.61805	0.4148
7	Cornwall	Emerson 1	56.71644	1.8647
8	Cornwall	Emerson 2	56.71644	1.8647
9	Cornwall	Iroquois	5.27455	0.1734
10	Cornwall	Kirkwall	16.26470	0.5347
11	Cornwall	Napierville	7.73405	0.2543
12	Cornwall	Niagara Falls	18.54322	0.6096
13	Cornwall	North Bay Junction	15.21898	0.5004
14	Cornwall	Philipsburg	8.15501	0.2681
15	Cornwall	Spruce	53.29517	1.7522
16	Cornwall	St. Clair	21.38778	0.7032
17	Cornwall	Welwyn	62.71278	2.0618
18	Cornwall	Dawn Export	20.81321	0.6843
19	Cornwall	Union Parkway Belt	15.34338	0.5044
20	Cornwall	Union CDA (Amended)	16.81464	0.5528
21	Cornwall	Union ECDA	15.62109	0.5136
22	Cornwall	Enbridge Parkway CDA	15.34338	0.5044
23	Cornwall	Enbridge CDA (Amended)	14.63011	0.4810
24	East Hereford	Empress	86.04388	2.8288
25	East Hereford	TransGas SSSDA	75.58481	2.4850
26	East Hereford	Centram SSSDA	71.30093	2.3441
27	East Hereford	Centram MDA	64.85685	2.1323
28	East Hereford	Centrat MDA	61.88271	2.0345
29	East Hereford	Union WDA	50.71158	1.6672
30	East Hereford	Nipigon WDA	46.12535	1.5165
31	East Hereford	Union NDA	28.00523	0.9207
32	East Hereford	Calstock NDA	38.15223	1.2543
33	East Hereford	Tunis NDA	31.87423	1.0479
34	East Hereford	GMIT NDA	27.20923	0.8946
35	East Hereford	Union SSMDA	44.07071	1.4489
36	East Hereford	Union NCDA	25.82649	0.8491
37	East Hereford	Union CDA	24.65362	0.8105
38	East Hereford	Enbridge CDA	23.27879	0.7653
39	East Hereford	Union EDA	16.19535	0.5325
40	East Hereford	Enbridge EDA	15.61774	0.5135
41	East Hereford	KPUC EDA	16.60446	0.5459
42	East Hereford	GMIT EDA	11.25386	0.3700
43	East Hereford	Enbridge SWDA	29.40075	0.9666
44	East Hereford	Union SWDA	29.48744	0.9695
45	East Hereford	Chippawa	27.18794	0.8939
46	East Hereford	Cornwall	12.61805	0.4148
47	East Hereford	East Hereford	4.03051	0.1325
48	East Hereford	Emerson 1	65.30398	2.1470
49	East Hereford	Emerson 2	65.30398	2.1470
50	East Hereford	Iroquois	13.86209	0.4557
51	East Hereford	Kirkwall	24.85194	0.8171
52	East Hereford	Napierville	13.40858	0.4408
53	East Hereford	Niagara Falls	27.13045	0.8920
54	East Hereford	North Bay Junction	23.80682	0.7827
55	East Hereford	Philipsburg	13.82894	0.4547
56	East Hereford	Spruce	61.88271	2.0345
57	East Hereford	St. Clair	29.97532	0.9855
58	East Hereford	Welwyn	71.30093	2.3441
59	East Hereford	Dawn Export	29.40075	0.9666
60	East Hereford	Union Parkway Belt	23.93092	0.7868
61	East Hereford	Union CDA (Amended)	25.40218	0.8351
62	East Hereford	Union ECDA	24.20863	0.7959
63	East Hereford	Enbridge Parkway CDA	23.93092	0.7868
64	East Hereford	Enbridge CDA (Amended)	23.21795	0.7633

Line No.	Receipt Point	Delivery Point	Daily Equivalent FT for IT / STFT	
			FT Toll (\$/GJ/MO)	(\$/GJ)
1	Emerson 1	Empress	20.71527	0.6811
2	Emerson 1	TransGas SSSA	13.16646	0.4329
3	Emerson 1	Centram SSSA	10.07370	0.3312
4	Emerson 1	Centram MDA	5.39561	0.1774
5	Emerson 1	Centrat MDA	5.37858	0.1768
6	Emerson 1	Union WDA	14.16443	0.4657
7	Emerson 1	Nipigon WDA	16.75137	0.5507
8	Emerson 1	Union NDA	29.84301	0.9811
9	Emerson 1	Calstock NDA	22.50651	0.7399
10	Emerson 1	Tunis NDA	27.03768	0.8889
11	Emerson 1	GMIT NDA	30.76676	1.0115
12	Emerson 1	Union SSMDA	22.83927	0.7509
13	Emerson 1	Union NCDA	38.11695	1.2532
14	Emerson 1	Union CDA	36.74151	1.2079
15	Emerson 1	Enbridge CDA	37.87301	1.2451
16	Emerson 1	Union EDA	42.06199	1.3829
17	Emerson 1	Enbridge EDA	42.17180	1.3865
18	Emerson 1	KPUC EDA	42.25848	1.3893
19	Emerson 1	GMIT EDA	46.57370	1.5312
20	Emerson 1	Enbridge SWDA	32.45489	1.0670
21	Emerson 1	Union SWDA	32.38858	1.0648
22	Emerson 1	Chippawa	38.04091	1.2507
23	Emerson 1	Cornwall	43.45173	1.4286
24	Emerson 1	East Hereford	50.03055	1.6448
25	Emerson 1	Emerson 1	2.90905	0.0956
26	Emerson 1	Emerson 2	2.90905	0.0956
27	Emerson 1	Iroquois	42.83762	1.4084
28	Emerson 1	Kirkwall	35.93973	1.1816
29	Emerson 1	Napierville	46.28900	1.5218
30	Emerson 1	Niagara Falls	37.99650	1.2492
31	Emerson 1	North Bay Junction	32.86095	1.0804
32	Emerson 1	Phillipsburg	46.61172	1.5324
33	Emerson 1	Spruce	5.37858	0.1768
34	Emerson 1	St. Clair	30.16178	0.9916
35	Emerson 1	Welwyn	10.07370	0.3312
36	Emerson 1	Dawn Export	32.45489	1.0670
37	Emerson 1	Union Parkway Belt	36.64539	1.2048
38	Emerson 1	Union CDA (Amended)	36.54563	1.2015
39	Emerson 1	Union ECDA	36.85770	1.2118
40	Emerson 1	Enbridge Parkway CDA	36.64539	1.2048
41	Emerson 1	Enbridge CDA (Amended)	37.98798	1.2489
42	Emerson 2	Empress	20.71527	0.6811
43	Emerson 2	TransGas SSSA	13.16646	0.4329
44	Emerson 2	Centram SSSA	10.07370	0.3312
45	Emerson 2	Centram MDA	5.39561	0.1774
46	Emerson 2	Centrat MDA	5.37858	0.1768
47	Emerson 2	Union WDA	14.16443	0.4657
48	Emerson 2	Nipigon WDA	16.75137	0.5507
49	Emerson 2	Union NDA	29.84301	0.9811
50	Emerson 2	Calstock NDA	22.50651	0.7399
51	Emerson 2	Tunis NDA	27.03768	0.8889
52	Emerson 2	GMIT NDA	30.76676	1.0115
53	Emerson 2	Union SSMDA	22.83927	0.7509
54	Emerson 2	Union NCDA	38.11695	1.2532
55	Emerson 2	Union CDA	36.74151	1.2079
56	Emerson 2	Enbridge CDA	37.87301	1.2451
57	Emerson 2	Union EDA	42.06199	1.3829
58	Emerson 2	Enbridge EDA	42.17180	1.3865
59	Emerson 2	KPUC EDA	42.25848	1.3893
60	Emerson 2	GMIT EDA	46.57370	1.5312
61	Emerson 2	Enbridge SWDA	32.45489	1.0670
62	Emerson 2	Union SWDA	32.38858	1.0648
63	Emerson 2	Chippawa	38.04091	1.2507
64	Emerson 2	Cornwall	43.45173	1.4286

Line No.	Receipt Point	Delivery Point	FT Toll (\$/GJ/MO)	Daily Equivalent FT for IT / STFT (\$/GJ)
1	Emerson 2	East Hereford	50.03055	1.6448
2	Emerson 2	Emerson 1	2.90905	0.0956
3	Emerson 2	Emerson 2	2.90905	0.0956
4	Emerson 2	Iroquois	42.83762	1.4084
5	Emerson 2	Kirkwall	35.93973	1.1816
6	Emerson 2	Napierville	46.28900	1.5218
7	Emerson 2	Niagara Falls	37.99650	1.2492
8	Emerson 2	North Bay Junction	32.86095	1.0804
9	Emerson 2	Philipsburg	46.61172	1.5324
10	Emerson 2	Spruce	5.37858	0.1768
11	Emerson 2	St. Clair	30.16178	0.9916
12	Emerson 2	Welwyn	10.07370	0.3312
13	Emerson 2	Dawn Export	32.45489	1.0670
14	Emerson 2	Union Parkway Belt	36.64539	1.2048
15	Emerson 2	Union CDA (Amended)	36.54563	1.2015
16	Emerson 2	Union ECDA	36.85770	1.2118
17	Emerson 2	Enbridge Parkway CDA	36.64539	1.2048
18	Emerson 2	Enbridge CDA (Amended)	37.98798	1.2489
19	Enbridge CDA	Empress	-	2.4270
20	Enbridge CDA	TransGas SSSDA	-	2.0831
21	Enbridge CDA	Centram SSSDA	-	1.9423
22	Enbridge CDA	Centram MDA	-	1.7287
23	Enbridge CDA	Centrat MDA	-	1.6593
24	Enbridge CDA	Union WDA	-	1.2970
25	Enbridge CDA	Nipigon WDA	-	1.1462
26	Enbridge CDA	Union NDA	-	0.5498
27	Enbridge CDA	Calstock NDA	-	0.8841
28	Enbridge CDA	Tunis NDA	-	0.6777
29	Enbridge CDA	GMIT NDA	-	0.5243
30	Enbridge CDA	Union SSMDA	-	0.8473
31	Enbridge CDA	Union NCDA	-	0.2734
32	Enbridge CDA	Union CDA	-	0.2092
33	Enbridge CDA	Enbridge CDA	-	0.1325
34	Enbridge CDA	Union EDA	-	0.3666
35	Enbridge CDA	Enbridge EDA	-	0.4755
36	Enbridge CDA	KPUC EDA	-	0.3519
37	Enbridge CDA	GMIT EDA	-	0.6166
38	Enbridge CDA	Enbridge SWDA	-	0.3650
39	Enbridge CDA	Union SWDA	-	0.3679
40	Enbridge CDA	Chippawa	-	0.2718
41	Enbridge CDA	Cornwall	-	0.4830
42	Enbridge CDA	East Hereford	-	0.7653
43	Enbridge CDA	Emerson 1	-	1.6253
44	Enbridge CDA	Emerson 2	-	1.6253
45	Enbridge CDA	Iroquois	-	0.4494
46	Enbridge CDA	Kirkwall	-	0.2155
47	Enbridge CDA	Napierville	-	0.6048
48	Enbridge CDA	Niagara Falls	-	0.2693
49	Enbridge CDA	North Bay Junction	-	0.4125
50	Enbridge CDA	Philipsburg	-	0.6186
51	Enbridge CDA	Spruce	-	1.6593
52	Enbridge CDA	St. Clair	-	0.3840
53	Enbridge CDA	Welwyn	-	1.9423
54	Enbridge CDA	Dawn Export	-	0.3651
55	Enbridge CDA	Union Parkway Belt	-	0.1929
56	Enbridge CDA	Union CDA (Amended)	-	0.2264
57	Enbridge CDA	Union ECDA	-	0.1990
58	Enbridge CDA	Enbridge Parkway CDA	-	0.1929
59	Enbridge CDA	Enbridge CDA (Amended)	-	0.1956
60	Enbridge Parkway CDA	Empress	-	2.3836
61	Enbridge Parkway CDA	TransGas SSSDA	-	2.0398
62	Enbridge Parkway CDA	Centram SSSDA	-	1.8989
63	Enbridge Parkway CDA	Centram MDA	-	1.6858
64	Enbridge Parkway CDA	Centrat MDA	-	1.6693

Line No.	Receipt Point	Delivery Point	FT Toll (\$/GJ/MO)	Daily Equivalent FT for IT / STFT (\$/GJ)
1	Enbridge Parkway CDA	Union WDA	-	1.3020
2	Enbridge Parkway CDA	Nipigon WDA	-	1.1512
3	Enbridge Parkway CDA	Union NDA	-	0.5549
4	Enbridge Parkway CDA	Calstock NDA	-	0.8891
5	Enbridge Parkway CDA	Tunis NDA	-	0.6827
6	Enbridge Parkway CDA	GMIT NDA	-	0.5293
7	Enbridge Parkway CDA	Union SSMDA	-	0.7946
8	Enbridge Parkway CDA	Union NCDA	-	0.2784
9	Enbridge Parkway CDA	Union CDA	-	0.1563
10	Enbridge Parkway CDA	Enbridge CDA	-	0.1929
11	Enbridge Parkway CDA	Union EDA	-	0.3882
12	Enbridge Parkway CDA	Enbridge EDA	-	0.4971
13	Enbridge Parkway CDA	KPUC EDA	-	0.3734
14	Enbridge Parkway CDA	GMIT EDA	-	0.6384
15	Enbridge Parkway CDA	Enbridge SWDA	-	0.3123
16	Enbridge Parkway CDA	Union SWDA	-	0.3152
17	Enbridge Parkway CDA	Chippawa	-	0.2396
18	Enbridge Parkway CDA	Cornwall	-	0.5044
19	Enbridge Parkway CDA	East Hereford	-	0.7868
20	Enbridge Parkway CDA	Emerson 1	-	1.5726
21	Enbridge Parkway CDA	Emerson 2	-	1.5726
22	Enbridge Parkway CDA	Iroquois	-	0.4709
23	Enbridge Parkway CDA	Kirkwall	-	0.1628
24	Enbridge Parkway CDA	Napierville	-	0.6262
25	Enbridge Parkway CDA	Niagara Falls	-	0.2377
26	Enbridge Parkway CDA	North Bay Junction	-	0.4174
27	Enbridge Parkway CDA	Philipsburg	-	0.6401
28	Enbridge Parkway CDA	Spruce	-	1.6693
29	Enbridge Parkway CDA	St. Clair	-	0.3312
30	Enbridge Parkway CDA	Welwyn	-	1.8989
31	Enbridge Parkway CDA	Dawn Export	-	0.3123
32	Enbridge Parkway CDA	Union Parkway Belt	-	0.1325
33	Enbridge Parkway CDA	Union CDA (Amended)	-	0.1809
34	Enbridge Parkway CDA	Union ECDA	-	0.1416
35	Enbridge Parkway CDA	Enbridge Parkway CDA	-	0.1325
36	Enbridge Parkway CDA	Enbridge CDA (Amended)	-	0.1985
37	Enbridge CDA (Amended)	Empress	-	2.4311
38	Enbridge CDA (Amended)	TransGas SSSA	-	2.0871
39	Enbridge CDA (Amended)	Centram SSSA	-	1.9464
40	Enbridge CDA (Amended)	Centram MDA	-	1.7329
41	Enbridge CDA (Amended)	Centrat MDA	-	1.6583
42	Enbridge CDA (Amended)	Union WDA	-	1.2966
43	Enbridge CDA (Amended)	Nipigon WDA	-	1.1457
44	Enbridge CDA (Amended)	Union NDA	-	0.5493
45	Enbridge CDA (Amended)	Calstock NDA	-	0.8836
46	Enbridge CDA (Amended)	Tunis NDA	-	0.6772
47	Enbridge CDA (Amended)	GMIT NDA	-	0.5238
48	Enbridge CDA (Amended)	Union SSMDA	-	0.8522
49	Enbridge CDA (Amended)	Union NCDA	-	0.2729
50	Enbridge CDA (Amended)	Union CDA	-	0.2141
51	Enbridge CDA (Amended)	Enbridge CDA	-	0.1956
52	Enbridge CDA (Amended)	Union EDA	-	0.3646
53	Enbridge CDA (Amended)	Enbridge EDA	-	0.4735
54	Enbridge CDA (Amended)	KPUC EDA	-	0.3499
55	Enbridge CDA (Amended)	GMIT EDA	-	0.6147
56	Enbridge CDA (Amended)	Enbridge SWDA	-	0.3700
57	Enbridge CDA (Amended)	Union SWDA	-	0.3728
58	Enbridge CDA (Amended)	Chippawa	-	0.2748
59	Enbridge CDA (Amended)	Cornwall	-	0.4810
60	Enbridge CDA (Amended)	East Hereford	-	0.7633
61	Enbridge CDA (Amended)	Emerson 1	-	1.6302
62	Enbridge CDA (Amended)	Emerson 2	-	1.6302
63	Enbridge CDA (Amended)	Iroquois	-	0.4474
64	Enbridge CDA (Amended)	Kirkwall	-	0.2205

Line No.	Receipt Point	Delivery Point	Daily Equivalent FT	
			FT Toll (\$/GJ/MO)	for IT / STFT (\$/GJ)
1	Enbridge CDA (Amended)	Napierville	-	0.6028
2	Enbridge CDA (Amended)	Niagara Falls	-	0.2723
3	Enbridge CDA (Amended)	North Bay Junction	-	0.4121
4	Enbridge CDA (Amended)	Philipsburg	-	0.6166
5	Enbridge CDA (Amended)	Spruce	-	1.6583
6	Enbridge CDA (Amended)	St. Clair	-	0.3889
7	Enbridge CDA (Amended)	Welwyn	-	1.9464
8	Enbridge CDA (Amended)	Dawn Export	-	0.3700
9	Enbridge CDA (Amended)	Union Parkway Belt	-	0.1985
10	Enbridge CDA (Amended)	Union CDA (Amended)	-	0.2306
11	Enbridge CDA (Amended)	Union ECDA	-	0.2044
12	Enbridge CDA (Amended)	Enbridge Parkway CDA	-	0.1985
13	Enbridge CDA (Amended)	Enbridge CDA (Amended)	-	0.1325
14	Enbridge EDA	Empress	-	2.5039
15	Enbridge EDA	TransGas SSDA	-	2.1600
16	Enbridge EDA	Centram SSDA	-	2.0191
17	Enbridge EDA	Centram MDA	-	1.8070
18	Enbridge EDA	Centrat MDA	-	1.7101
19	Enbridge EDA	Union WDA	-	1.3428
20	Enbridge EDA	Nipigon WDA	-	1.1921
21	Enbridge EDA	Union NDA	-	0.5962
22	Enbridge EDA	Calstock NDA	-	0.9299
23	Enbridge EDA	Tunis NDA	-	0.7235
24	Enbridge EDA	GMIT NDA	-	0.5701
25	Enbridge EDA	Union SSMDA	-	1.1592
26	Enbridge EDA	Union NCDA	-	0.5327
27	Enbridge EDA	Union CDA	-	0.5209
28	Enbridge EDA	Enbridge CDA	-	0.4755
29	Enbridge EDA	Union EDA	-	0.2725
30	Enbridge EDA	Enbridge EDA	-	0.1325
31	Enbridge EDA	KPUC EDA	-	0.2793
32	Enbridge EDA	GMIT EDA	-	0.3649
33	Enbridge EDA	Enbridge SWDA	-	0.6769
34	Enbridge EDA	Union SWDA	-	0.6798
35	Enbridge EDA	Chippawa	-	0.6042
36	Enbridge EDA	Cornwall	-	0.2321
37	Enbridge EDA	East Hereford	-	0.5135
38	Enbridge EDA	Emerson 1	-	1.8097
39	Enbridge EDA	Emerson 2	-	1.8097
40	Enbridge EDA	Iroquois	-	0.2107
41	Enbridge EDA	Kirkwall	-	0.5274
42	Enbridge EDA	Napierville	-	0.3529
43	Enbridge EDA	Niagara Falls	-	0.6023
44	Enbridge EDA	North Bay Junction	-	0.4583
45	Enbridge EDA	Philipsburg	-	0.3668
46	Enbridge EDA	Spruce	-	1.7101
47	Enbridge EDA	St. Clair	-	0.6958
48	Enbridge EDA	Welwyn	-	2.0191
49	Enbridge EDA	Dawn Export	-	0.6769
50	Enbridge EDA	Union Parkway Belt	-	0.4971
51	Enbridge EDA	Union CDA (Amended)	-	0.5455
52	Enbridge EDA	Union ECDA	-	0.5062
53	Enbridge EDA	Enbridge Parkway CDA	-	0.4971
54	Enbridge EDA	Enbridge CDA (Amended)	-	0.4735
55	GMIT EDA	Empress	-	2.6805
56	GMIT EDA	TransGas SSDA	-	2.3365
57	GMIT EDA	Centram SSDA	-	2.1958
58	GMIT EDA	Centram MDA	-	1.9837
59	GMIT EDA	Centrat MDA	-	1.8861
60	GMIT EDA	Union WDA	-	1.5189
61	GMIT EDA	Nipigon WDA	-	1.3681
62	GMIT EDA	Union NDA	-	0.7719
63	GMIT EDA	Calstock NDA	-	1.1060
64	GMIT EDA	Tunis NDA	-	0.8995

Line No.	Receipt Point	Delivery Point	FT Toll (\$/GJ/MO)	Daily Equivalent FT for IT / STFT (\$/GJ)
1	GMIT EDA	GMIT NDA	-	0.7462
2	GMIT EDA	Union SSMDA	-	1.3005
3	GMIT EDA	Union NCDA	-	0.7006
4	GMIT EDA	Union CDA	-	0.6621
5	GMIT EDA	Enbridge CDA	-	0.6166
6	GMIT EDA	Union EDA	-	0.3837
7	GMIT EDA	Enbridge EDA	-	0.3649
8	GMIT EDA	KPUC EDA	-	0.3975
9	GMIT EDA	GMIT EDA	-	0.1325
10	GMIT EDA	Enbridge SWDA	-	0.8182
11	GMIT EDA	Union SWDA	-	0.8211
12	GMIT EDA	Chippawa	-	0.7455
13	GMIT EDA	Cornwall	-	0.2665
14	GMIT EDA	East Hereford	-	0.3700
15	GMIT EDA	Emerson 1	-	1.9986
16	GMIT EDA	Emerson 2	-	1.9986
17	GMIT EDA	Iroquois	-	0.3074
18	GMIT EDA	Kirkwall	-	0.6687
19	GMIT EDA	Napierville	-	0.2755
20	GMIT EDA	Niagara Falls	-	0.7436
21	GMIT EDA	North Bay Junction	-	0.6343
22	GMIT EDA	Philipsburg	-	0.2872
23	GMIT EDA	Spruce	-	1.8861
24	GMIT EDA	St. Clair	-	0.8371
25	GMIT EDA	Welwyn	-	2.1958
26	GMIT EDA	Dawn Export	-	0.8182
27	GMIT EDA	Union Parkway Belt	-	0.6384
28	GMIT EDA	Union CDA (Amended)	-	0.6868
29	GMIT EDA	Union ECDA	-	0.6475
30	GMIT EDA	Enbridge Parkway CDA	-	0.6384
31	GMIT EDA	Enbridge CDA (Amended)	-	0.6147
32	GMIT NDA	Empress	-	1.5037
33	GMIT NDA	TransGas SSSDA	-	1.2555
34	GMIT NDA	Centram SSSDA	-	1.1538
35	GMIT NDA	Centram MDA	-	1.0009
36	GMIT NDA	Centrat MDA	-	0.9303
37	GMIT NDA	Union WDA	-	0.6653
38	GMIT NDA	Nipigon WDA	-	0.5564
39	GMIT NDA	Union NDA	-	0.1906
40	GMIT NDA	Calstock NDA	-	0.3672
41	GMIT NDA	Tunis NDA	-	0.2182
42	GMIT NDA	GMIT NDA	-	0.0956
43	GMIT NDA	Union SSMDA	-	0.8599
44	GMIT NDA	Union NCDA	-	0.2937
45	GMIT NDA	Union CDA	-	0.4237
46	GMIT NDA	Enbridge CDA	-	0.4017
47	GMIT NDA	Union EDA	-	0.4801
48	GMIT NDA	Enbridge EDA	-	0.4368
49	GMIT NDA	KPUC EDA	-	0.5179
50	GMIT NDA	GMIT EDA	-	0.5717
51	GMIT NDA	Enbridge SWDA	-	0.5433
52	GMIT NDA	Union SWDA	-	0.5455
53	GMIT NDA	Chippawa	-	0.4875
54	GMIT NDA	Cornwall	-	0.4690
55	GMIT NDA	East Hereford	-	0.6853
56	GMIT NDA	Emerson 1	-	1.0115
57	GMIT NDA	Emerson 2	-	1.0115
58	GMIT NDA	Iroquois	-	0.4489
59	GMIT NDA	Kirkwall	-	0.4287
60	GMIT NDA	Napierville	-	0.5623
61	GMIT NDA	Niagara Falls	-	0.4861
62	GMIT NDA	North Bay Junction	-	0.1764
63	GMIT NDA	Philipsburg	-	0.5729
64	GMIT NDA	Spruce	-	0.9303

Line No.	Receipt Point	Delivery Point	Daily Equivalent FT for IT / STFT	
			FT Toll (\$/GJ/MO)	(\$/GJ)
1	GMIT NDA	St. Clair	-	0.5255
2	GMIT NDA	Welwyn	-	1.1538
3	GMIT NDA	Dawn Export	-	0.5433
4	GMIT NDA	Union Parkway Belt	-	0.4055
5	GMIT NDA	Union CDA (Amended)	-	0.4426
6	GMIT NDA	Union ECDA	-	0.4125
7	GMIT NDA	Enbridge Parkway CDA	-	0.4055
8	GMIT NDA	Enbridge CDA (Amended)	-	0.4013
9	Grand Coulee	Empress	9.41852	0.3097
10	Grand Coulee	TransGas SSSA	4.13667	0.1360
11	Grand Coulee	Centram SSSA	7.04115	0.2315
12	Grand Coulee	Centram MDA	11.73658	0.3859
13	Grand Coulee	Centrat MDA	13.83837	0.4550
14	Grand Coulee	Union WDA	22.62453	0.7438
15	Grand Coulee	Nipigon WDA	25.21177	0.8289
16	Grand Coulee	Union NDA	38.30340	1.2593
17	Grand Coulee	Calstock NDA	30.96690	1.0181
18	Grand Coulee	Tunis NDA	35.49777	1.1671
19	Grand Coulee	GMIT NDA	39.22685	1.2897
20	Grand Coulee	Union SSMDA	34.13571	1.1223
21	Grand Coulee	Union NCDA	47.09960	1.5485
22	Grand Coulee	Union CDA	48.73206	1.6022
23	Grand Coulee	Enbridge CDA	49.64700	1.6322
24	Grand Coulee	Union EDA	52.70235	1.7327
25	Grand Coulee	Enbridge EDA	51.43793	1.6911
26	Grand Coulee	KPUC EDA	53.91841	1.7727
27	Grand Coulee	GMIT EDA	55.55300	1.8264
28	Grand Coulee	Enbridge SWDA	44.44605	1.4612
29	Grand Coulee	Union SWDA	44.37913	1.4590
30	Grand Coulee	Chippawa	50.03177	1.6449
31	Grand Coulee	Cornwall	52.43134	1.7238
32	Grand Coulee	East Hereford	59.01077	1.9401
33	Grand Coulee	Emerson 1	14.20580	0.4670
34	Grand Coulee	Emerson 2	14.20580	0.4670
35	Grand Coulee	Iroquois	51.81753	1.7036
36	Grand Coulee	Kirkwall	47.93028	1.5758
37	Grand Coulee	Napierville	55.26921	1.8171
38	Grand Coulee	Niagara Falls	49.98766	1.6434
39	Grand Coulee	North Bay Junction	41.32074	1.3585
40	Grand Coulee	Philipsburg	55.59163	1.8277
41	Grand Coulee	Spruce	13.83837	0.4550
42	Grand Coulee	St. Clair	41.45822	1.3630
43	Grand Coulee	Welwyn	7.04115	0.2315
44	Grand Coulee	Dawn Export	44.44605	1.4612
45	Grand Coulee	Union Parkway Belt	48.63625	1.5990
46	Grand Coulee	Union CDA (Amended)	48.53679	1.5957
47	Grand Coulee	Union ECDA	48.84886	1.6060
48	Grand Coulee	Enbridge Parkway CDA	48.63625	1.5990
49	Grand Coulee	Enbridge CDA (Amended)	49.74159	1.6353
50	Herbert	Empress	6.26249	0.2059
51	Herbert	TransGas SSSA	7.18442	0.2362
52	Herbert	Centram SSSA	10.19719	0.3353
53	Herbert	Centram MDA	14.89200	0.4896
54	Herbert	Centrat MDA	16.99470	0.5587
55	Herbert	Union WDA	25.78056	0.8476
56	Herbert	Nipigon WDA	28.36780	0.9326
57	Herbert	Union NDA	41.45913	1.3630
58	Herbert	Calstock NDA	34.12263	1.1218
59	Herbert	Tunis NDA	38.65380	1.2708
60	Herbert	GMIT NDA	42.38289	1.3934
61	Herbert	Union SSMDA	37.29205	1.2260
62	Herbert	Union NCDA	50.44969	1.6586
63	Herbert	Union CDA	52.08215	1.7123
64	Herbert	Enbridge CDA	52.99709	1.7424

Line No.	Receipt Point	Delivery Point	Daily Equivalent FT	
			FT Toll (\$/GJ/MO)	for IT / STFT (\$/GJ)
1	Herbert	Union EDA	56.05214	1.8428
2	Herbert	Enbridge EDA	54.78802	1.8013
3	Herbert	KPUC EDA	57.26850	1.8828
4	Herbert	GMIT EDA	58.90340	1.9366
5	Herbert	Enbridge SWDA	47.79553	1.5714
6	Herbert	Union SWDA	47.72923	1.5692
7	Herbert	Chippawa	53.38186	1.7550
8	Herbert	Cornwall	55.78143	1.8339
9	Herbert	East Hereford	62.36055	2.0502
10	Herbert	Emerson 1	17.36183	0.5708
11	Herbert	Emerson 2	17.36183	0.5708
12	Herbert	Iroquois	55.16762	1.8137
13	Herbert	Kirkwall	51.28037	1.6859
14	Herbert	Napierville	58.61930	1.9272
15	Herbert	Niagara Falls	53.33775	1.7536
16	Herbert	North Bay Junction	44.47708	1.4623
17	Herbert	Philipsburg	58.94142	1.9378
18	Herbert	Spruce	16.99470	0.5587
19	Herbert	St. Clair	44.61395	1.4668
20	Herbert	Welwyn	10.19719	0.3353
21	Herbert	Dawn Export	47.79553	1.5714
22	Herbert	Union Parkway Belt	51.98604	1.7091
23	Herbert	Union CDA (Amended)	51.88658	1.7059
24	Herbert	Union ECDA	52.19865	1.7161
25	Herbert	Enbridge Parkway CDA	51.98604	1.7091
26	Herbert	Enbridge CDA (Amended)	53.09168	1.7455
27	Iroquois	Empress	76.65517	2.5202
28	Iroquois	TransGas SSDA	66.19701	2.1763
29	Iroquois	Centram SSDA	61.91130	2.0354
30	Iroquois	Centram MDA	55.46844	1.8236
31	Iroquois	Centrat MDA	52.49400	1.7258
32	Iroquois	Union WDA	41.32317	1.3586
33	Iroquois	Nipigon WDA	36.73695	1.2078
34	Iroquois	Union NDA	18.61652	0.6121
35	Iroquois	Calstock NDA	28.76322	0.9456
36	Iroquois	Tunis NDA	22.48522	0.7392
37	Iroquois	GMIT NDA	17.82082	0.5859
38	Iroquois	Union SSMDA	34.46178	1.1330
39	Iroquois	Union NCDA	16.27261	0.5350
40	Iroquois	Union CDA	15.04500	0.4946
41	Iroquois	Enbridge CDA	13.67016	0.4494
42	Iroquois	Union EDA	6.73973	0.2216
43	Iroquois	Enbridge EDA	6.40788	0.2107
44	Iroquois	KPUC EDA	6.99583	0.2300
45	Iroquois	GMIT EDA	9.34948	0.3074
46	Iroquois	Enbridge SWDA	19.79182	0.6507
47	Iroquois	Union SWDA	19.87881	0.6536
48	Iroquois	Chippawa	17.57931	0.5780
49	Iroquois	Cornwall	5.27455	0.1734
50	Iroquois	East Hereford	13.86209	0.4557
51	Iroquois	Emerson 1	55.91496	1.8383
52	Iroquois	Emerson 2	55.91496	1.8383
53	Iroquois	Iroquois	4.03051	0.1325
54	Iroquois	Kirkwall	15.24331	0.5012
55	Iroquois	Napierville	8.97839	0.2952
56	Iroquois	Niagara Falls	17.52152	0.5761
57	Iroquois	North Bay Junction	14.41750	0.4740
58	Iroquois	Philipsburg	9.39936	0.3090
59	Iroquois	Spruce	52.49400	1.7258
60	Iroquois	St. Clair	20.36609	0.6696
61	Iroquois	Welwyn	61.91130	2.0354
62	Iroquois	Dawn Export	19.79182	0.6507
63	Iroquois	Union Parkway Belt	14.32230	0.4709
64	Iroquois	Union CDA (Amended)	15.79355	0.5192

Line No.	Receipt Point	Delivery Point	Daily Equivalent FT for IT / STFT	
			FT Toll (\$/GJ/MO)	(\$/GJ)
1	Iroquois	Union ECDA	14.60000	0.4800
2	Iroquois	Enbridge Parkway CDA	14.32230	0.4709
3	Iroquois	Enbridge CDA (Amended)	13.60903	0.4474
4	Kirkwall	Empress	71.58137	2.3534
5	Kirkwall	TransGas SSSDA	61.12229	2.0095
6	Kirkwall	Centram SSSDA	56.83750	1.8686
7	Kirkwall	Centram MDA	50.35570	1.6555
8	Kirkwall	Centrat MDA	50.33259	1.6548
9	Kirkwall	Union WDA	40.52321	1.3323
10	Kirkwall	Nipigon WDA	35.93668	1.1815
11	Kirkwall	Union NDA	17.79953	0.5852
12	Kirkwall	Calstock NDA	27.96326	0.9193
13	Kirkwall	Tunis NDA	21.68587	0.7130
14	Kirkwall	GMIT NDA	17.02025	0.5596
15	Kirkwall	Union SSMDA	23.24898	0.7644
16	Kirkwall	Union NCDA	9.38902	0.3087
17	Kirkwall	Union CDA	5.07715	0.1669
18	Kirkwall	Enbridge CDA	6.55540	0.2155
19	Kirkwall	Union EDA	12.72816	0.4185
20	Kirkwall	Enbridge EDA	16.04205	0.5274
21	Kirkwall	KPUC EDA	12.27799	0.4037
22	Kirkwall	GMIT EDA	20.33841	0.6687
23	Kirkwall	Enbridge SWDA	8.57902	0.2821
24	Kirkwall	Union SWDA	8.66571	0.2849
25	Kirkwall	Chippawa	6.77318	0.2227
26	Kirkwall	Cornwall	16.26470	0.5347
27	Kirkwall	East Hereford	24.85194	0.8171
28	Kirkwall	Emerson 1	46.91132	1.5423
29	Kirkwall	Emerson 2	46.91132	1.5423
30	Kirkwall	Iroquois	15.24331	0.5012
31	Kirkwall	Kirkwall	4.03051	0.1325
32	Kirkwall	Napierville	19.96885	0.6565
33	Kirkwall	Niagara Falls	6.71539	0.2208
34	Kirkwall	North Bay Junction	13.61785	0.4477
35	Kirkwall	Philipsburg	20.38981	0.6704
36	Kirkwall	Spruce	50.33259	1.6548
37	Kirkwall	St. Clair	9.15329	0.3009
38	Kirkwall	Welwyn	56.83750	1.8686
39	Kirkwall	Dawn Export	8.57902	0.2821
40	Kirkwall	Union Parkway Belt	4.95153	0.1628
41	Kirkwall	Union CDA (Amended)	4.82165	0.1585
42	Kirkwall	Union ECDA	5.22923	0.1719
43	Kirkwall	Enbridge Parkway CDA	4.95153	0.1628
44	Kirkwall	Enbridge CDA (Amended)	6.70688	0.2205
45	KPUC EDA	Empress	-	2.6103
46	KPUC EDA	TransGas SSSDA	-	2.2665
47	KPUC EDA	Centram SSSDA	-	2.1256
48	KPUC EDA	Centram MDA	-	1.9121
49	KPUC EDA	Centrat MDA	-	1.8160
50	KPUC EDA	Union WDA	-	1.4487
51	KPUC EDA	Nipigon WDA	-	1.2979
52	KPUC EDA	Union NDA	-	0.7022
53	KPUC EDA	Calstock NDA	-	1.0358
54	KPUC EDA	Tunis NDA	-	0.8294
55	KPUC EDA	GMIT NDA	-	0.6760
56	KPUC EDA	Union SSMDA	-	1.0355
57	KPUC EDA	Union NCDA	-	0.4455
58	KPUC EDA	Union CDA	-	0.3972
59	KPUC EDA	Enbridge CDA	-	0.3519
60	KPUC EDA	Union EDA	-	0.1966
61	KPUC EDA	Enbridge EDA	-	0.2793
62	KPUC EDA	KPUC EDA	-	0.1325
63	KPUC EDA	GMIT EDA	-	0.3975
64	KPUC EDA	Enbridge SWDA	-	0.5532

Line No.	Receipt Point	Delivery Point	FT Toll (\$/GJ/MO)	Daily Equivalent FT for IT / STFT (\$/GJ)
1	KPUC EDA	Union SWDA	-	0.5561
2	KPUC EDA	Chippawa	-	0.4805
3	KPUC EDA	Cornwall	-	0.2636
4	KPUC EDA	East Hereford	-	0.5459
5	KPUC EDA	Emerson 1	-	1.8135
6	KPUC EDA	Emerson 2	-	1.8135
7	KPUC EDA	Iroquois	-	0.2300
8	KPUC EDA	Kirkwall	-	0.4037
9	KPUC EDA	Napierville	-	0.3853
10	KPUC EDA	Niagara Falls	-	0.4786
11	KPUC EDA	North Bay Junction	-	0.5642
12	KPUC EDA	Philipsburg	-	0.3992
13	KPUC EDA	Spruce	-	1.8160
14	KPUC EDA	St. Clair	-	0.5721
15	KPUC EDA	Welwyn	-	2.1256
16	KPUC EDA	Dawn Export	-	0.5532
17	KPUC EDA	Union Parkway Belt	-	0.3734
18	KPUC EDA	Union CDA (Amended)	-	0.4218
19	KPUC EDA	Union ECDA	-	0.3825
20	KPUC EDA	Enbridge Parkway CDA	-	0.3734
21	KPUC EDA	Enbridge CDA (Amended)	-	0.3499
22	Liebenthal	Empress	3.66764	0.1206
23	Liebenthal	TransGas SSSA	9.70505	0.3191
24	Liebenthal	Centram SSSA	12.79173	0.4206
25	Liebenthal	Centram MDA	17.48685	0.5749
26	Liebenthal	Centrat MDA	19.58955	0.6440
27	Liebenthal	Union WDA	28.37540	0.9329
28	Liebenthal	Nipigon WDA	30.96234	1.0179
29	Liebenthal	Union NDA	44.05398	1.4484
30	Liebenthal	Calstock NDA	36.71748	1.2072
31	Liebenthal	Tunis NDA	41.24865	1.3561
32	Liebenthal	GMIT NDA	44.97773	1.4787
33	Liebenthal	Union SSMDA	39.88690	1.3114
34	Liebenthal	Union NCDA	53.20453	1.7492
35	Liebenthal	Union CDA	54.83669	1.8029
36	Liebenthal	Enbridge CDA	55.75193	1.8329
37	Liebenthal	Union EDA	58.80637	1.9334
38	Liebenthal	Enbridge EDA	57.54134	1.8918
39	Liebenthal	KPUC EDA	60.02243	1.9733
40	Liebenthal	GMIT EDA	61.65702	2.0271
41	Liebenthal	Enbridge SWDA	50.55007	1.6619
42	Liebenthal	Union SWDA	50.48345	1.6597
43	Liebenthal	Chippawa	56.13578	1.8456
44	Liebenthal	Cornwall	58.53566	1.9245
45	Liebenthal	East Hereford	65.11509	2.1408
46	Liebenthal	Emerson 1	19.95668	0.6561
47	Liebenthal	Emerson 2	19.95668	0.6561
48	Liebenthal	Iroquois	57.92185	1.9043
49	Liebenthal	Kirkwall	54.03490	1.7765
50	Liebenthal	Napierville	61.37353	2.0178
51	Liebenthal	Niagara Falls	56.09168	1.8441
52	Liebenthal	North Bay Junction	47.07162	1.5476
53	Liebenthal	Philipsburg	61.69595	2.0284
54	Liebenthal	Spruce	19.58955	0.6440
55	Liebenthal	St. Clair	47.20910	1.5521
56	Liebenthal	Welwyn	12.79173	0.4206
57	Liebenthal	Dawn Export	50.55007	1.6619
58	Liebenthal	Union Parkway Belt	54.74057	1.7997
59	Liebenthal	Union CDA (Amended)	54.64050	1.7964
60	Liebenthal	Union ECDA	54.95288	1.8067
61	Liebenthal	Enbridge Parkway CDA	54.74057	1.7997
62	Liebenthal	Enbridge CDA (Amended)	55.84591	1.8360
63	Napierville	Empress	81.16079	2.6683
64	Napierville	TransGas SSSA	70.70172	2.3244

Line No.	Receipt Point	Delivery Point	Daily Equivalent FT for IT / STFT	
			FT Toll (\$/GJ/MO)	(\$/GJ)
1	Napierville	Centram SSSDA	66.41662	2.1836
2	Napierville	Centram MDA	59.97376	1.9717
3	Napierville	Centrat MDA	56.99931	1.8740
4	Napierville	Union WDA	45.82818	1.5067
5	Napierville	Nipigon WDA	41.24196	1.3559
6	Napierville	Union NDA	23.12184	0.7602
7	Napierville	Calstock NDA	33.26853	1.0938
8	Napierville	Tunis NDA	26.99053	0.8874
9	Napierville	GMIT NDA	22.32614	0.7340
10	Napierville	Union SSMDA	39.18701	1.2883
11	Napierville	Union NCDA	20.94218	0.6885
12	Napierville	Union CDA	19.76992	0.6500
13	Napierville	Enbridge CDA	18.39509	0.6048
14	Napierville	Union EDA	11.31105	0.3719
15	Napierville	Enbridge EDA	10.73435	0.3529
16	Napierville	KPUC EDA	11.72076	0.3853
17	Napierville	GMIT EDA	8.37827	0.2755
18	Napierville	Enbridge SWDA	24.51675	0.8060
19	Napierville	Union SWDA	24.60404	0.8089
20	Napierville	Chippawa	22.30424	0.7333
21	Napierville	Cornwall	7.73405	0.2543
22	Napierville	East Hereford	13.40858	0.4408
23	Napierville	Emerson 1	60.42028	1.9864
24	Napierville	Emerson 2	60.42028	1.9864
25	Napierville	Iroquois	8.97839	0.2952
26	Napierville	Kirkwall	19.96885	0.6565
27	Napierville	Napierville	4.03051	0.1325
28	Napierville	Niagara Falls	22.24675	0.7314
29	Napierville	North Bay Junction	18.92251	0.6221
30	Napierville	Philipsburg	6.24545	0.2053
31	Napierville	Spruce	56.99931	1.8740
32	Napierville	St. Clair	25.09162	0.8249
33	Napierville	Welwyn	66.41662	2.1836
34	Napierville	Dawn Export	24.51675	0.8060
35	Napierville	Union Parkway Belt	19.04753	0.6262
36	Napierville	Union CDA (Amended)	20.51848	0.6746
37	Napierville	Union ECDA	19.32462	0.6353
38	Napierville	Enbridge Parkway CDA	19.04753	0.6262
39	Napierville	Enbridge CDA (Amended)	18.33486	0.6028
40	Niagara Falls	Empress	74.26655	2.4416
41	Niagara Falls	TransGas SSSDA	63.80808	2.0978
42	Niagara Falls	Centram SSSDA	59.52298	1.9569
43	Niagara Falls	Centram MDA	53.04058	1.7438
44	Niagara Falls	Centrat MDA	53.01747	1.7430
45	Niagara Falls	Union WDA	42.80112	1.4072
46	Niagara Falls	Nipigon WDA	38.21520	1.2564
47	Niagara Falls	Union NDA	20.07713	0.6601
48	Niagara Falls	Calstock NDA	30.24177	0.9943
49	Niagara Falls	Tunis NDA	23.96377	0.7879
50	Niagara Falls	GMIT NDA	19.29877	0.6345
51	Niagara Falls	Union SSMDA	25.93416	0.8526
52	Niagara Falls	Union NCDA	11.66692	0.3836
53	Niagara Falls	Union CDA	6.56878	0.2160
54	Niagara Falls	Enbridge CDA	8.19182	0.2693
55	Niagara Falls	Union EDA	15.00637	0.4934
56	Niagara Falls	Enbridge EDA	18.31996	0.6023
57	Niagara Falls	KPUC EDA	14.55650	0.4786
58	Niagara Falls	GMIT EDA	22.61783	0.7436
59	Niagara Falls	Enbridge SWDA	11.26390	0.3703
60	Niagara Falls	Union SWDA	11.35059	0.3732
61	Niagara Falls	Chippawa	4.96248	0.1632
62	Niagara Falls	Cornwall	18.54322	0.6096
63	Niagara Falls	East Hereford	27.13045	0.8920
64	Niagara Falls	Emerson 1	49.59620	1.6306

Line No.	Receipt Point	Delivery Point	Daily Equivalent FT for IT / STFT	
			FT Toll (\$/GJ/MO)	(\$/GJ)
1	Niagara Falls	Emerson 2	49.59620	1.6306
2	Niagara Falls	Iroquois	17.52152	0.5761
3	Niagara Falls	Kirkwall	6.71539	0.2208
4	Niagara Falls	Napierville	22.24675	0.7314
5	Niagara Falls	Niagara Falls	4.03051	0.1325
6	Niagara Falls	North Bay Junction	15.89605	0.5226
7	Niagara Falls	Phillipsburg	22.66772	0.7452
8	Niagara Falls	Spruce	53.01747	1.7430
9	Niagara Falls	St. Clair	11.83847	0.3892
10	Niagara Falls	Welwyn	59.52298	1.9569
11	Niagara Falls	Dawn Export	11.26390	0.3703
12	Niagara Falls	Union Parkway Belt	7.22974	0.2377
13	Niagara Falls	Union CDA (Amended)	5.92486	0.1948
14	Niagara Falls	Union ECDA	6.95203	0.2286
15	Niagara Falls	Enbridge Parkway CDA	7.22974	0.2377
16	Niagara Falls	Enbridge CDA (Amended)	8.28307	0.2723
17	Nipigon WDA	Empress	-	1.0429
18	Nipigon WDA	TransGas SSSA	-	0.7947
19	Nipigon WDA	Centram SSSA	-	0.6930
20	Nipigon WDA	Centram MDA	-	0.5401
21	Nipigon WDA	Centrat MDA	-	0.4696
22	Nipigon WDA	Union WDA	-	0.2086
23	Nipigon WDA	Nipigon WDA	-	0.0956
24	Nipigon WDA	Union NDA	-	0.5260
25	Nipigon WDA	Calstock NDA	-	0.2849
26	Nipigon WDA	Tunis NDA	-	0.4338
27	Nipigon WDA	GMIT NDA	-	0.5564
28	Nipigon WDA	Union SSMDA	-	1.2060
29	Nipigon WDA	Union NCDA	-	0.7702
30	Nipigon WDA	Union CDA	-	0.9002
31	Nipigon WDA	Enbridge CDA	-	0.8781
32	Nipigon WDA	Union EDA	-	0.9566
33	Nipigon WDA	Enbridge EDA	-	0.9133
34	Nipigon WDA	KPUC EDA	-	0.9944
35	Nipigon WDA	GMIT EDA	-	1.0481
36	Nipigon WDA	Enbridge SWDA	-	1.0197
37	Nipigon WDA	Union SWDA	-	1.0219
38	Nipigon WDA	Chippawa	-	0.9640
39	Nipigon WDA	Cornwall	-	0.9455
40	Nipigon WDA	East Hereford	-	1.1618
41	Nipigon WDA	Emerson 1	-	0.5507
42	Nipigon WDA	Emerson 2	-	0.5507
43	Nipigon WDA	Iroquois	-	0.9253
44	Nipigon WDA	Kirkwall	-	0.9052
45	Nipigon WDA	Napierville	-	1.0388
46	Nipigon WDA	Niagara Falls	-	0.9626
47	Nipigon WDA	North Bay Junction	-	0.6253
48	Nipigon WDA	Phillipsburg	-	1.0494
49	Nipigon WDA	Spruce	-	0.4696
50	Nipigon WDA	St. Clair	-	0.9743
51	Nipigon WDA	Welwyn	-	0.6930
52	Nipigon WDA	Dawn Export	-	1.0197
53	Nipigon WDA	Union Parkway Belt	-	0.8820
54	Nipigon WDA	Union CDA (Amended)	-	0.9190
55	Nipigon WDA	Union ECDA	-	0.8890
56	Nipigon WDA	Enbridge Parkway CDA	-	0.8820
57	Nipigon WDA	Enbridge CDA (Amended)	-	0.8778
58	North Bay Junction	Empress	66.26818	2.1787
59	North Bay Junction	TransGas SSSA	55.80880	1.8348
60	North Bay Junction	Centram SSSA	51.52431	1.6940
61	North Bay Junction	Centram MDA	45.08145	1.4821
62	North Bay Junction	Centrat MDA	42.10670	1.3843
63	North Bay Junction	Union WDA	30.93558	1.0171
64	North Bay Junction	Nipigon WDA	26.34935	0.8663

Line No.	Receipt Point	Delivery Point	Daily Equivalent FT for IT / STFT	
			FT Toll (\$/GJ/MO)	(\$/GJ)
1	North Bay Junction	Union NDA	8.22862	0.2705
2	North Bay Junction	Calstock NDA	18.37562	0.6041
3	North Bay Junction	Tunis NDA	12.09793	0.3977
4	North Bay Junction	GMIT NDA	7.43323	0.2444
5	North Bay Junction	Union SSMDA	32.83601	1.0795
6	North Bay Junction	Union NCDA	8.25995	0.2716
7	North Bay Junction	Union CDA	13.41923	0.4412
8	North Bay Junction	Enbridge CDA	12.54718	0.4125
9	North Bay Junction	Union EDA	15.65820	0.5148
10	North Bay Junction	Enbridge EDA	13.93905	0.4583
11	North Bay Junction	KPUC EDA	17.15987	0.5642
12	North Bay Junction	GMIT EDA	19.29420	0.6343
13	North Bay Junction	Enbridge SWDA	18.16635	0.5973
14	North Bay Junction	Union SWDA	18.25274	0.6001
15	North Bay Junction	Chippawa	15.95385	0.5245
16	North Bay Junction	Cornwall	15.21898	0.5004
17	North Bay Junction	East Hereford	23.80682	0.7827
18	North Bay Junction	Emerson 1	45.52797	1.4968
19	North Bay Junction	Emerson 2	45.52797	1.4968
20	North Bay Junction	Iroquois	14.41750	0.4740
21	North Bay Junction	Kirkwall	13.61785	0.4477
22	North Bay Junction	Napierville	18.92251	0.6221
23	North Bay Junction	Niagara Falls	15.89605	0.5226
24	North Bay Junction	North Bay Junction	4.03051	0.1325
25	North Bay Junction	Philipsburg	19.34348	0.6360
26	North Bay Junction	Spruce	42.10670	1.3843
27	North Bay Junction	St. Clair	18.74062	0.6161
28	North Bay Junction	Welwyn	51.52431	1.6940
29	North Bay Junction	Dawn Export	18.16635	0.5973
30	North Bay Junction	Union Parkway Belt	12.69653	0.4174
31	North Bay Junction	Union CDA (Amended)	14.16748	0.4658
32	North Bay Junction	Union ECDA	12.97423	0.4266
33	North Bay Junction	Enbridge Parkway CDA	12.69653	0.4174
34	North Bay Junction	Enbridge CDA (Amended)	12.53349	0.4121
35	Philipsburg	Empress	81.58115	2.6821
36	Philipsburg	TransGas SSDA	71.12268	2.3383
37	Philipsburg	Centram SSDA	66.83758	2.1974
38	Philipsburg	Centram MDA	60.39412	1.9856
39	Philipsburg	Centrat MDA	57.42028	1.8878
40	Philipsburg	Union WDA	46.24945	1.5205
41	Philipsburg	Nipigon WDA	41.66293	1.3697
42	Philipsburg	Union NDA	23.54280	0.7740
43	Philipsburg	Calstock NDA	33.68950	1.1076
44	Philipsburg	Tunis NDA	27.41150	0.9012
45	Philipsburg	GMIT NDA	22.74710	0.7479
46	Philipsburg	Union SSMDA	39.60798	1.3022
47	Philipsburg	Union NCDA	21.36345	0.7024
48	Philipsburg	Union CDA	20.19089	0.6638
49	Philipsburg	Enbridge CDA	18.81545	0.6186
50	Philipsburg	Union EDA	11.73201	0.3857
51	Philipsburg	Enbridge EDA	11.15562	0.3668
52	Philipsburg	KPUC EDA	12.14173	0.3992
53	Philipsburg	GMIT EDA	8.73597	0.2872
54	Philipsburg	Enbridge SWDA	24.93771	0.8199
55	Philipsburg	Union SWDA	25.02470	0.8227
56	Philipsburg	Chippawa	22.72520	0.7471
57	Philipsburg	Cornwall	8.15501	0.2681
58	Philipsburg	East Hereford	13.82894	0.4547
59	Philipsburg	Emerson 1	60.84124	2.0003
60	Philipsburg	Emerson 2	60.84124	2.0003
61	Philipsburg	Iroquois	9.39936	0.3090
62	Philipsburg	Kirkwall	20.38981	0.6704
63	Philipsburg	Napierville	6.24545	0.2053
64	Philipsburg	Niagara Falls	22.66772	0.7452

Line No.	Receipt Point	Delivery Point	Daily Equivalent FT for IT / STFT	
			FT Toll (\$/GJ/MO)	(\$/GJ)
1	Philipsburg	North Bay Junction	19.34348	0.6360
2	Philipsburg	Philipsburg	4.03051	0.1325
3	Philipsburg	Spruce	57.42028	1.8878
4	Philipsburg	St. Clair	25.51259	0.8388
5	Philipsburg	Welwyn	66.83758	2.1974
6	Philipsburg	Dawn Export	24.93771	0.8199
7	Philipsburg	Union Parkway Belt	19.46849	0.6401
8	Philipsburg	Union CDA (Amended)	20.93944	0.6884
9	Philipsburg	Union ECDA	19.74589	0.6492
10	Philipsburg	Enbridge Parkway CDA	19.46849	0.6401
11	Philipsburg	Enbridge CDA (Amended)	18.75522	0.6166
12	Richmond	Empress	2.94738	0.0969
13	Richmond	TransGas SSSDA	10.41984	0.3426
14	Richmond	Centram SSSDA	13.51169	0.4442
15	Richmond	Centram MDA	18.20681	0.5986
16	Richmond	Centrat MDA	20.30921	0.6677
17	Richmond	Union WDA	29.09537	0.9566
18	Richmond	Nipigon WDA	31.68230	1.0416
19	Richmond	Union NDA	44.77364	1.4720
20	Richmond	Calstock NDA	37.43744	1.2308
21	Richmond	Tunis NDA	41.96861	1.3798
22	Richmond	GMIT NDA	45.69770	1.5024
23	Richmond	Union SSMDA	40.60655	1.3350
24	Richmond	Union NCDA	53.96829	1.7743
25	Richmond	Union CDA	55.60045	1.8280
26	Richmond	Enbridge CDA	56.51569	1.8581
27	Richmond	Union EDA	59.57135	1.9585
28	Richmond	Enbridge EDA	58.30632	1.9169
29	Richmond	KPUC EDA	60.78680	1.9985
30	Richmond	GMIT EDA	62.42200	2.0522
31	Richmond	Enbridge SWDA	51.31444	1.6871
32	Richmond	Union SWDA	51.24783	1.6849
33	Richmond	Chippawa	56.90015	1.8707
34	Richmond	Cornwall	59.29973	1.9496
35	Richmond	East Hereford	65.87915	2.1659
36	Richmond	Emerson 1	20.67664	0.6798
37	Richmond	Emerson 2	20.67664	0.6798
38	Richmond	Iroquois	58.68622	1.9294
39	Richmond	Kirkwall	54.79897	1.8016
40	Richmond	Napierville	62.13760	2.0429
41	Richmond	Niagara Falls	56.85605	1.8692
42	Richmond	North Bay Junction	47.79158	1.5712
43	Richmond	Philipsburg	62.46032	2.0535
44	Richmond	Spruce	20.30921	0.6677
45	Richmond	St. Clair	47.92906	1.5758
46	Richmond	Welwyn	13.51169	0.4442
47	Richmond	Dawn Export	51.31444	1.6871
48	Richmond	Union Parkway Belt	55.50494	1.8248
49	Richmond	Union CDA (Amended)	55.40518	1.8215
50	Richmond	Union ECDA	55.71725	1.8318
51	Richmond	Enbridge Parkway CDA	55.50494	1.8248
52	Richmond	Enbridge CDA (Amended)	56.61028	1.8612
53	Sainte-Genevieve-de-Berthier	Empress	81.95041	2.6943
54	Sainte-Genevieve-de-Berthier	TransGas SSSDA	71.49225	2.3504
55	Sainte-Genevieve-de-Berthier	Centram SSSDA	67.20684	2.2095
56	Sainte-Genevieve-de-Berthier	Centram MDA	60.76246	1.9977
57	Sainte-Genevieve-de-Berthier	Centrat MDA	57.78893	1.8999
58	Sainte-Genevieve-de-Berthier	Union WDA	46.61810	1.5327
59	Sainte-Genevieve-de-Berthier	Nipigon WDA	42.03158	1.3819
60	Sainte-Genevieve-de-Berthier	Union NDA	23.91145	0.7861
61	Sainte-Genevieve-de-Berthier	Calstock NDA	34.05815	1.1197
62	Sainte-Genevieve-de-Berthier	Tunis NDA	27.78076	0.9133
63	Sainte-Genevieve-de-Berthier	GMIT NDA	23.11515	0.7600
64	Sainte-Genevieve-de-Berthier	Union SSMDA	39.97723	1.3143

Line No.	Receipt Point	Delivery Point	Daily Equivalent FT for IT / STFT	
			FT Toll (\$/GJ/MO)	(\$/GJ)
1	Sainte-Genevieve-de-Berthier	Union NCDA	21.73240	0.7145
2	Sainte-Genevieve-de-Berthier	Union CDA	19.42713	0.6387
3	Sainte-Genevieve-de-Berthier	Enbridge CDA	19.18470	0.6307
4	Sainte-Genevieve-de-Berthier	Union EDA	12.10158	0.3979
5	Sainte-Genevieve-de-Berthier	Enbridge EDA	11.52366	0.3789
6	Sainte-Genevieve-de-Berthier	KPUC EDA	12.51038	0.4113
7	Sainte-Genevieve-de-Berthier	GMIT EDA	7.08921	0.2331
8	Sainte-Genevieve-de-Berthier	Enbridge SWDA	25.30697	0.8320
9	Sainte-Genevieve-de-Berthier	Union SWDA	25.39335	0.8349
10	Sainte-Genevieve-de-Berthier	Chippawa	23.09416	0.7593
11	Sainte-Genevieve-de-Berthier	Cornwall	8.52427	0.2803
12	Sainte-Genevieve-de-Berthier	East Hereford	10.40402	0.3421
13	Sainte-Genevieve-de-Berthier	Emerson 1	61.21020	2.0124
14	Sainte-Genevieve-de-Berthier	Emerson 2	61.21020	2.0124
15	Sainte-Genevieve-de-Berthier	Iroquois	9.76831	0.3212
16	Sainte-Genevieve-de-Berthier	Kirkwall	20.75846	0.6825
17	Sainte-Genevieve-de-Berthier	Napierville	9.31450	0.3062
18	Sainte-Genevieve-de-Berthier	Niagara Falls	23.03637	0.7574
19	Sainte-Genevieve-de-Berthier	North Bay Junction	19.71274	0.6481
20	Sainte-Genevieve-de-Berthier	Philipsburg	9.73546	0.3201
21	Sainte-Genevieve-de-Berthier	Spruce	57.78893	1.8999
22	Sainte-Genevieve-de-Berthier	St. Clair	25.88124	0.8509
23	Sainte-Genevieve-de-Berthier	Welwyn	67.20684	2.2095
24	Sainte-Genevieve-de-Berthier	Dawn Export	25.30697	0.8320
25	Sainte-Genevieve-de-Berthier	Union Parkway Belt	19.83714	0.6522
26	Sainte-Genevieve-de-Berthier	Union CDA (Amended)	18.27160	0.6007
27	Sainte-Genevieve-de-Berthier	Union ECDA	20.11485	0.6613
28	Sainte-Genevieve-de-Berthier	Enbridge Parkway CDA	19.83714	0.6522
29	Sainte-Genevieve-de-Berthier	Enbridge CDA (Amended)	19.12387	0.6287
30	Shackleton	Empress	4.52053	0.1486
31	Shackleton	TransGas SSSDA	8.87011	0.2916
32	Shackleton	Centram SSSDA	11.93915	0.3925
33	Shackleton	Centram MDA	16.63488	0.5469
34	Shackleton	Centrat MDA	18.73606	0.6160
35	Shackleton	Union WDA	27.52222	0.9048
36	Shackleton	Nipigon WDA	30.10946	0.9899
37	Shackleton	Union NDA	43.20079	1.4203
38	Shackleton	Calstock NDA	35.86460	1.1791
39	Shackleton	Tunis NDA	40.39577	1.3281
40	Shackleton	GMIT NDA	44.12485	1.4507
41	Shackleton	Union SSMDA	39.03371	1.2833
42	Shackleton	Union NCDA	52.29842	1.7194
43	Shackleton	Union CDA	53.93088	1.7731
44	Shackleton	Enbridge CDA	54.84612	1.8032
45	Shackleton	Union EDA	57.90056	1.9036
46	Shackleton	Enbridge EDA	56.63614	1.8620
47	Shackleton	KPUC EDA	59.11753	1.9436
48	Shackleton	GMIT EDA	60.75182	1.9973
49	Shackleton	Enbridge SWDA	49.64456	1.6322
50	Shackleton	Union SWDA	49.57795	1.6300
51	Shackleton	Chippawa	55.23058	1.8158
52	Shackleton	Cornwall	57.63046	1.8947
53	Shackleton	East Hereford	64.20958	2.1110
54	Shackleton	Emerson 1	19.10380	0.6281
55	Shackleton	Emerson 2	19.10380	0.6281
56	Shackleton	Iroquois	57.01635	1.8745
57	Shackleton	Kirkwall	53.12940	1.7467
58	Shackleton	Napierville	60.46803	1.9880
59	Shackleton	Niagara Falls	55.18648	1.8144
60	Shackleton	North Bay Junction	46.21873	1.5195
61	Shackleton	Philipsburg	60.79045	1.9986
62	Shackleton	Spruce	18.73606	0.6160
63	Shackleton	St. Clair	46.35622	1.5240
64	Shackleton	Welwyn	11.93915	0.3925

Line No.	Receipt Point	Delivery Point	Daily Equivalent FT for IT / STFT	
			FT Toll (\$/GJ/MO)	(\$/GJ)
1	Shackleton	Dawn Export	49.64456	1.6322
2	Shackleton	Union Parkway Belt	53.83507	1.7699
3	Shackleton	Union CDA (Amended)	53.73530	1.7666
4	Shackleton	Union ECDA	54.04738	1.7769
5	Shackleton	Enbridge Parkway CDA	53.83507	1.7699
6	Shackleton	Enbridge CDA (Amended)	54.94071	1.8063
7	Spruce	Empress	-	0.6690
8	Spruce	TransGas SSSDA	-	0.4208
9	Spruce	Centram SSSDA	-	0.3191
10	Spruce	Centram MDA	-	0.1662
11	Spruce	Centrat MDA	-	0.0956
12	Spruce	Union WDA	-	0.3845
13	Spruce	Nipigon WDA	-	0.4696
14	Spruce	Union NDA	-	0.9000
15	Spruce	Calstock NDA	-	0.6588
16	Spruce	Tunis NDA	-	0.8077
17	Spruce	GMIT NDA	-	0.9303
18	Spruce	Union SSMDA	-	0.8321
19	Spruce	Union NCDA	-	1.1671
20	Spruce	Union CDA	-	1.2865
21	Spruce	Enbridge CDA	-	1.2712
22	Spruce	Union EDA	-	1.3534
23	Spruce	Enbridge EDA	-	1.3101
24	Spruce	KPUC EDA	-	1.3913
25	Spruce	GMIT EDA	-	1.4450
26	Spruce	Enbridge SWDA	-	1.1532
27	Spruce	Union SWDA	-	1.1510
28	Spruce	Chippawa	-	1.3368
29	Spruce	Cornwall	-	1.3424
30	Spruce	East Hereford	-	1.5587
31	Spruce	Emerson 1	-	0.1768
32	Spruce	Emerson 2	-	0.1768
33	Spruce	Iroquois	-	1.3222
34	Spruce	Kirkwall	-	1.2678
35	Spruce	Napierville	-	1.4357
36	Spruce	Niagara Falls	-	1.3354
37	Spruce	North Bay Junction	-	0.9992
38	Spruce	Philipsburg	-	1.4463
39	Spruce	Spruce	-	0.0956
40	Spruce	St. Clair	-	1.0728
41	Spruce	Welwyn	-	0.3191
42	Spruce	Dawn Export	-	1.1532
43	Spruce	Union Parkway Belt	-	1.2788
44	Spruce	Union CDA (Amended)	-	1.2877
45	Spruce	Union ECDA	-	1.2858
46	Spruce	Enbridge Parkway CDA	-	1.2788
47	Spruce	Enbridge CDA (Amended)	-	1.2705
48	SS. Marie	Empress	40.45751	1.3301
49	SS. Marie	TransGas SSSDA	32.90840	1.0819
50	SS. Marie	Centram SSSDA	29.81594	0.9803
51	SS. Marie	Centram MDA	25.13755	0.8264
52	SS. Marie	Centrat MDA	25.12052	0.8259
53	SS. Marie	Union WDA	33.86744	1.1135
54	SS. Marie	Nipigon WDA	36.49361	1.1998
55	SS. Marie	Union NDA	26.53003	0.8722
56	SS. Marie	Calstock NDA	33.86622	1.1134
57	SS. Marie	Tunis NDA	29.33566	0.9645
58	SS. Marie	GMIT NDA	25.96853	0.8538
59	SS. Marie	Union SSMDA	3.09703	0.1018
60	SS. Marie	Union NCDA	21.71720	0.7140
61	SS. Marie	Union CDA	18.41364	0.6054
62	SS. Marie	Enbridge CDA	19.54666	0.6426
63	SS. Marie	Union EDA	24.27554	0.7981
64	SS. Marie	Enbridge EDA	26.81473	0.8816

Line No.	Receipt Point	Delivery Point	Daily Equivalent FT for IT / STFT	
			FT Toll (\$/GJ/MO)	(\$/GJ)
1	SS. Marie	KPUC EDA	23.93092	0.7868
2	SS. Marie	GMIT EDA	30.10642	0.9898
3	SS. Marie	Enbridge SWDA	14.12702	0.4645
4	SS. Marie	Union SWDA	14.06102	0.4623
5	SS. Marie	Chippawa	19.71335	0.6481
6	SS. Marie	Cornwall	26.98475	0.8872
7	SS. Marie	East Hereford	33.56388	1.1035
8	SS. Marie	Emerson 1	22.65099	0.7447
9	SS. Marie	Emerson 2	22.65099	0.7447
10	SS. Marie	Iroquois	26.40197	0.8680
11	SS. Marie	Kirkwall	17.61186	0.5790
12	SS. Marie	Napierville	29.82233	0.9805
13	SS. Marie	Niagara Falls	19.66894	0.6467
14	SS. Marie	North Bay Junction	23.51239	0.7730
15	SS. Marie	Philipsburg	30.14474	0.9911
16	SS. Marie	Spruce	25.12052	0.8259
17	SS. Marie	St. Clair	12.89484	0.4239
18	SS. Marie	Welwyn	29.81594	0.9803
19	SS. Marie	Dawn Export	14.12702	0.4645
20	SS. Marie	Union Parkway Belt	18.31753	0.6022
21	SS. Marie	Union CDA (Amended)	18.21806	0.5990
22	SS. Marie	Union ECDA	18.53014	0.6092
23	SS. Marie	Enbridge Parkway CDA	18.31753	0.6022
24	SS. Marie	Enbridge CDA (Amended)	19.66225	0.6464
25	St. Clair	Empress	66.45859	2.1849
26	St. Clair	TransGas SSSDA	55.99891	1.8411
27	St. Clair	Centram SSSDA	51.71472	1.7002
28	St. Clair	Centram MDA	45.23232	1.4871
29	St. Clair	Centrat MDA	45.20920	1.4863
30	St. Clair	Union WDA	45.21225	1.4864
31	St. Clair	Nipigon WDA	41.06007	1.3499
32	St. Clair	Union NDA	22.92200	0.7536
33	St. Clair	Calstock NDA	33.08634	1.0878
34	St. Clair	Tunis NDA	26.80864	0.8814
35	St. Clair	GMIT NDA	22.14364	0.7280
36	St. Clair	Union SSSDA	18.12590	0.5959
37	St. Clair	Union NCDA	14.51179	0.4771
38	St. Clair	Union CDA	10.20023	0.3354
39	St. Clair	Enbridge CDA	11.67939	0.3840
40	St. Clair	Union EDA	17.85093	0.5869
41	St. Clair	Enbridge EDA	21.16483	0.6958
42	St. Clair	KPUC EDA	17.40138	0.5721
43	St. Clair	GMIT EDA	25.46210	0.8371
44	St. Clair	Enbridge SWDA	4.60478	0.1514
45	St. Clair	Union SWDA	4.51779	0.1485
46	St. Clair	Chippawa	11.89626	0.3911
47	St. Clair	Cornwall	21.38778	0.7032
48	St. Clair	East Hereford	29.97532	0.9855
49	St. Clair	Emerson 1	41.78855	1.3739
50	St. Clair	Emerson 2	41.78855	1.3739
51	St. Clair	Iroquois	20.36609	0.6696
52	St. Clair	Kirkwall	9.15329	0.3009
53	St. Clair	Napierville	25.09162	0.8249
54	St. Clair	Niagara Falls	11.83847	0.3892
55	St. Clair	North Bay Junction	18.74062	0.6161
56	St. Clair	Philipsburg	25.51259	0.8388
57	St. Clair	Spruce	45.20920	1.4863
58	St. Clair	St. Clair	4.03051	0.1325
59	St. Clair	Welwyn	51.71472	1.7002
60	St. Clair	Dawn Export	4.60478	0.1514
61	St. Clair	Union Parkway Belt	10.07430	0.3312
62	St. Clair	Union CDA (Amended)	9.94443	0.3269
63	St. Clair	Union ECDA	10.35201	0.3403
64	St. Clair	Enbridge Parkway CDA	10.07430	0.3312

Line No.	Receipt Point	Delivery Point	Daily Equivalent FT for IT / STFT	
			FT Toll (\$/GJ/MO)	(\$/GJ)
1	St. Clair	Enbridge CDA (Amended)	11.82965	0.3889
2	Steelman	Empress	9.58946	0.3153
3	Steelman	TransGas SSDA	3.97211	0.1306
4	Steelman	Centram SSDA	6.86991	0.2259
5	Steelman	Centram MDA	11.56563	0.3802
6	Steelman	Centrat MDA	13.66773	0.4494
7	Steelman	Union WDA	22.45328	0.7382
8	Steelman	Nipigon WDA	25.04052	0.8233
9	Steelman	Union NDA	38.13246	1.2537
10	Steelman	Calstock NDA	30.79566	1.0125
11	Steelman	Tunis NDA	35.32683	1.1614
12	Steelman	GMIT NDA	39.05591	1.2840
13	Steelman	Union SSMDA	33.96508	1.1167
14	Steelman	Union NCDA	46.91832	1.5425
15	Steelman	Union CDA	48.55078	1.5962
16	Steelman	Enbridge CDA	49.46571	1.6263
17	Steelman	Union EDA	52.52107	1.7267
18	Steelman	Enbridge EDA	51.25573	1.6851
19	Steelman	KPUC EDA	53.73682	1.7667
20	Steelman	GMIT EDA	55.37141	1.8204
21	Steelman	Enbridge SWDA	44.26416	1.4553
22	Steelman	Union SWDA	44.19785	1.4531
23	Steelman	Chippawa	49.85018	1.6389
24	Steelman	Cornwall	52.24975	1.7178
25	Steelman	East Hereford	58.82918	1.9341
26	Steelman	Emerson 1	14.03486	0.4614
27	Steelman	Emerson 2	14.03486	0.4614
28	Steelman	Iroquois	51.63625	1.6976
29	Steelman	Kirkwall	47.74900	1.5698
30	Steelman	Napierville	55.08763	1.8111
31	Steelman	Niagara Falls	49.80608	1.6375
32	Steelman	North Bay Junction	41.14980	1.3529
33	Steelman	Philipsburg	55.41035	1.8217
34	Steelman	Spruce	13.66773	0.4494
35	Steelman	St. Clair	41.28728	1.3574
36	Steelman	Welwyn	6.86991	0.2259
37	Steelman	Dawn Export	44.26416	1.4553
38	Steelman	Union Parkway Belt	48.45466	1.5930
39	Steelman	Union CDA (Amended)	48.35490	1.5898
40	Steelman	Union ECDA	48.66758	1.6000
41	Steelman	Enbridge Parkway CDA	48.45466	1.5930
42	Steelman	Enbridge CDA (Amended)	49.56031	1.6294
43	Success	Empress	5.26695	0.1732
44	Success	TransGas SSDA	8.14558	0.2678
45	Success	Centram SSDA	11.19273	0.3680
46	Success	Centram MDA	15.88815	0.5224
47	Success	Centrat MDA	17.99024	0.5915
48	Success	Union WDA	26.77640	0.8803
49	Success	Nipigon WDA	29.36334	0.9654
50	Success	Union NDA	42.45498	1.3958
51	Success	Calstock NDA	35.11817	1.1546
52	Success	Tunis NDA	39.64934	1.3035
53	Success	GMIT NDA	43.37843	1.4261
54	Success	Union SSMDA	38.28759	1.2588
55	Success	Union NCDA	51.50637	1.6934
56	Success	Union CDA	53.13913	1.7470
57	Success	Enbridge CDA	54.05407	1.7771
58	Success	Union EDA	57.10851	1.8775
59	Success	Enbridge EDA	55.84439	1.8360
60	Success	KPUC EDA	58.32548	1.9176
61	Success	GMIT EDA	59.95946	1.9713
62	Success	Enbridge SWDA	48.85251	1.6061
63	Success	Union SWDA	48.78590	1.6039
64	Success	Chippawa	54.43853	1.7898

Line No.	Receipt Point	Delivery Point	FT Toll (\$/GJ/MO)	Daily Equivalent FT for IT / STFT (\$/GJ)
1	Success	Cornwall	56.83841	1.8687
2	Success	East Hereford	63.41723	2.0850
3	Success	Emerson 1	18.35737	0.6035
4	Success	Emerson 2	18.35737	0.6035
5	Success	Iroquois	56.22430	1.8485
6	Success	Kirkwall	52.33735	1.7207
7	Success	Napierville	59.67628	1.9620
8	Success	Niagara Falls	54.39443	1.7883
9	Success	North Bay Junction	45.47261	1.4950
10	Success	Philipsburg	59.99840	1.9726
11	Success	Spruce	17.99024	0.5915
12	Success	St. Clair	45.61010	1.4995
13	Success	Welwyn	11.19273	0.3680
14	Success	Dawn Export	48.85251	1.6061
15	Success	Union Parkway Belt	53.04302	1.7439
16	Success	Union CDA (Amended)	52.94325	1.7406
17	Success	Union ECDA	53.25533	1.7509
18	Success	Enbridge Parkway CDA	53.04302	1.7439
19	Success	Enbridge CDA (Amended)	54.14866	1.7802
20	Suffield 2	Empress	2.94433	0.0968
21	Suffield 2	TransGas SSSDA	10.42288	0.3427
22	Suffield 2	Centram SSSDA	13.51534	0.4443
23	Suffield 2	Centram MDA	18.21015	0.5987
24	Suffield 2	Centrat MDA	20.31255	0.6678
25	Suffield 2	Union WDA	29.09871	0.9567
26	Suffield 2	Nipigon WDA	31.68595	1.0417
27	Suffield 2	Union NDA	44.77729	1.4721
28	Suffield 2	Calstock NDA	37.44079	1.2309
29	Suffield 2	Tunis NDA	41.97196	1.3799
30	Suffield 2	GMIT NDA	45.70104	1.5025
31	Suffield 2	Union SSMDA	40.60990	1.3351
32	Suffield 2	Union NCDA	53.97194	1.7744
33	Suffield 2	Union CDA	55.60410	1.8281
34	Suffield 2	Enbridge CDA	56.51873	1.8582
35	Suffield 2	Union EDA	59.57439	1.9586
36	Suffield 2	Enbridge EDA	58.30997	1.9170
37	Suffield 2	KPUC EDA	60.79045	1.9986
38	Suffield 2	GMIT EDA	62.42534	2.0523
39	Suffield 2	Enbridge SWDA	51.31748	1.6872
40	Suffield 2	Union SWDA	51.25148	1.6850
41	Suffield 2	Chippawa	56.90380	1.8708
42	Suffield 2	Cornwall	59.30338	1.9497
43	Suffield 2	East Hereford	65.88250	2.1660
44	Suffield 2	Emerson 1	20.67968	0.6799
45	Suffield 2	Emerson 2	20.67968	0.6799
46	Suffield 2	Iroquois	58.68957	1.9295
47	Suffield 2	Kirkwall	54.80232	1.8017
48	Suffield 2	Napierville	62.14125	2.0430
49	Suffield 2	Niagara Falls	56.85970	1.8694
50	Suffield 2	North Bay Junction	47.79493	1.5713
51	Suffield 2	Philipsburg	62.46397	2.0536
52	Suffield 2	Spruce	20.31255	0.6678
53	Suffield 2	St. Clair	47.93241	1.5759
54	Suffield 2	Welwyn	13.51534	0.4443
55	Suffield 2	Dawn Export	51.31748	1.6872
56	Suffield 2	Union Parkway Belt	55.50798	1.8249
57	Suffield 2	Union CDA (Amended)	55.40852	1.8217
58	Suffield 2	Union ECDA	55.72060	1.8319
59	Suffield 2	Enbridge Parkway CDA	55.50798	1.8249
60	Suffield 2	Enbridge CDA (Amended)	56.61363	1.8613
61	TransGas SSSDA	Empress	-	0.3438
62	TransGas SSSDA	TransGas SSSDA	-	0.0956
63	TransGas SSSDA	Centram SSSDA	-	0.1973
64	TransGas SSSDA	Centram MDA	-	0.3517

Line No.	Receipt Point	Delivery Point	FT Toll (\$/GJ/MO)	Daily Equivalent FT for IT / STFT (\$/GJ)
1	TransGas SSSA	Centrat MDA	-	0.4208
2	TransGas SSSA	Union WDA	-	0.7096
3	TransGas SSSA	Nipigon WDA	-	0.7947
4	TransGas SSSA	Union NDA	-	1.2250
5	TransGas SSSA	Calstock NDA	-	0.9839
6	TransGas SSSA	Tunis NDA	-	1.1329
7	TransGas SSSA	GMIT NDA	-	1.2555
8	TransGas SSSA	Union SSMDA	-	1.0881
9	TransGas SSSA	Union NCDA	-	1.5122
10	TransGas SSSA	Union CDA	-	1.5659
11	TransGas SSSA	Enbridge CDA	-	1.5959
12	TransGas SSSA	Union EDA	-	1.6964
13	TransGas SSSA	Enbridge EDA	-	1.6548
14	TransGas SSSA	KPUC EDA	-	1.7364
15	TransGas SSSA	GMIT EDA	-	1.7901
16	TransGas SSSA	Enbridge SWDA	-	1.4250
17	TransGas SSSA	Union SWDA	-	1.4228
18	TransGas SSSA	Chippawa	-	1.6086
19	TransGas SSSA	Cornwall	-	1.6875
20	TransGas SSSA	East Hereford	-	1.9038
21	TransGas SSSA	Emerson 1	-	0.4329
22	TransGas SSSA	Emerson 2	-	0.4329
23	TransGas SSSA	Iroquois	-	1.6673
24	TransGas SSSA	Kirkwall	-	1.5395
25	TransGas SSSA	Napierville	-	1.7808
26	TransGas SSSA	Niagara Falls	-	1.6072
27	TransGas SSSA	North Bay Junction	-	1.3243
28	TransGas SSSA	Philipsburg	-	1.7914
29	TransGas SSSA	Spruce	-	0.4208
30	TransGas SSSA	St. Clair	-	1.3288
31	TransGas SSSA	Welwyn	-	0.1973
32	TransGas SSSA	Dawn Export	-	1.4250
33	TransGas SSSA	Union Parkway Belt	-	1.5627
34	TransGas SSSA	Union CDA (Amended)	-	1.5595
35	TransGas SSSA	Union ECDA	-	1.5697
36	TransGas SSSA	Enbridge Parkway CDA	-	1.5627
37	TransGas SSSA	Enbridge CDA (Amended)	-	1.5990
38	Tunis NDA	Empress	-	1.3811
39	Tunis NDA	TransGas SSSA	-	1.1329
40	Tunis NDA	Centram SSSA	-	1.0312
41	Tunis NDA	Centram MDA	-	0.8783
42	Tunis NDA	Centrat MDA	-	0.8077
43	Tunis NDA	Union WDA	-	0.5426
44	Tunis NDA	Nipigon WDA	-	0.4338
45	Tunis NDA	Union NDA	-	0.2051
46	Tunis NDA	Calstock NDA	-	0.2446
47	Tunis NDA	Tunis NDA	-	0.0956
48	Tunis NDA	GMIT NDA	-	0.2182
49	Tunis NDA	Union SSMDA	-	0.9706
50	Tunis NDA	Union NCDA	-	0.4112
51	Tunis NDA	Union CDA	-	0.5412
52	Tunis NDA	Enbridge CDA	-	0.5192
53	Tunis NDA	Union EDA	-	0.5976
54	Tunis NDA	Enbridge EDA	-	0.5543
55	Tunis NDA	KPUC EDA	-	0.6354
56	Tunis NDA	GMIT EDA	-	0.6892
57	Tunis NDA	Enbridge SWDA	-	0.6608
58	Tunis NDA	Union SWDA	-	0.6630
59	Tunis NDA	Chippawa	-	0.6050
60	Tunis NDA	Cornwall	-	0.5865
61	Tunis NDA	East Hereford	-	0.8028
62	Tunis NDA	Emerson 1	-	0.8889
63	Tunis NDA	Emerson 2	-	0.8889
64	Tunis NDA	Iroquois	-	0.5664

Line No.	Receipt Point	Delivery Point	FT Toll (\$/GJ/MO)	Daily Equivalent FT for IT / STFT (\$/GJ)
1	Tunis NDA	Kirkwall	-	0.5462
2	Tunis NDA	Napierville	-	0.6798
3	Tunis NDA	Niagara Falls	-	0.6036
4	Tunis NDA	North Bay Junction	-	0.2871
5	Tunis NDA	Phillipsburg	-	0.6904
6	Tunis NDA	Spruce	-	0.8077
7	Tunis NDA	St. Clair	-	0.6362
8	Tunis NDA	Welwyn	-	1.0312
9	Tunis NDA	Dawn Export	-	0.6608
10	Tunis NDA	Union Parkway Belt	-	0.5230
11	Tunis NDA	Union CDA (Amended)	-	0.5601
12	Tunis NDA	Union ECDA	-	0.5300
13	Tunis NDA	Enbridge Parkway CDA	-	0.5230
14	Tunis NDA	Enbridge CDA (Amended)	-	0.5188
15	Union CDA	Empress	-	2.3878
16	Union CDA	TransGas SSSDA	-	2.0439
17	Union CDA	Centram SSSDA	-	1.9030
18	Union CDA	Centram MDA	-	1.6899
19	Union CDA	Centrat MDA	-	1.6793
20	Union CDA	Union WDA	-	1.3257
21	Union CDA	Nipigon WDA	-	1.1750
22	Union CDA	Union NDA	-	0.5787
23	Union CDA	Calstock NDA	-	0.9128
24	Union CDA	Tunis NDA	-	0.7064
25	Union CDA	GMIT NDA	-	0.5531
26	Union CDA	Union SSMDA	-	0.7988
27	Union CDA	Union NCDA	-	0.3022
28	Union CDA	Union CDA	-	0.1325
29	Union CDA	Enbridge CDA	-	0.2092
30	Union CDA	Union EDA	-	0.4119
31	Union CDA	Enbridge EDA	-	0.5209
32	Union CDA	KPUC EDA	-	0.3972
33	Union CDA	GMIT EDA	-	0.6621
34	Union CDA	Enbridge SWDA	-	0.3164
35	Union CDA	Union SWDA	-	0.3193
36	Union CDA	Chippawa	-	0.2179
37	Union CDA	Cornwall	-	0.5282
38	Union CDA	East Hereford	-	0.8105
39	Union CDA	Emerson 1	-	1.5767
40	Union CDA	Emerson 2	-	1.5767
41	Union CDA	Iroquois	-	0.4946
42	Union CDA	Kirkwall	-	0.1669
43	Union CDA	Napierville	-	0.6500
44	Union CDA	Niagara Falls	-	0.2160
45	Union CDA	North Bay Junction	-	0.4412
46	Union CDA	Phillipsburg	-	0.6638
47	Union CDA	Spruce	-	1.6793
48	Union CDA	St. Clair	-	0.3354
49	Union CDA	Welwyn	-	1.9030
50	Union CDA	Dawn Export	-	0.3164
51	Union CDA	Union Parkway Belt	-	0.1563
52	Union CDA	Union CDA (Amended)	-	0.1609
53	Union CDA	Union ECDA	-	0.1484
54	Union CDA	Enbridge Parkway CDA	-	0.1563
55	Union CDA	Enbridge CDA (Amended)	-	0.2141
56	Union CDA (Amended)	Empress	-	2.3794
57	Union CDA (Amended)	TransGas SSSDA	-	2.0355
58	Union CDA (Amended)	Centram SSSDA	-	1.8946
59	Union CDA (Amended)	Centram MDA	-	1.6815
60	Union CDA (Amended)	Centrat MDA	-	1.6808
61	Union CDA (Amended)	Union WDA	-	1.3504
62	Union CDA (Amended)	Nipigon WDA	-	1.1996
63	Union CDA (Amended)	Union NDA	-	0.6033
64	Union CDA (Amended)	Calstock NDA	-	0.9374

Line No.	Receipt Point	Delivery Point	Daily Equivalent FT for IT / STFT	
			FT Toll (\$/GJ/MO)	(\$/GJ)
1	Union CDA (Amended)	Tunis NDA	-	0.7311
2	Union CDA (Amended)	GMIT NDA	-	0.5777
3	Union CDA (Amended)	Union SSMDA	-	0.7904
4	Union CDA (Amended)	Union NCDA	-	0.3268
5	Union CDA (Amended)	Union CDA	-	0.1609
6	Union CDA (Amended)	Enbridge CDA	-	0.2264
7	Union CDA (Amended)	Union EDA	-	0.4365
8	Union CDA (Amended)	Enbridge EDA	-	0.5455
9	Union CDA (Amended)	KPUC EDA	-	0.4218
10	Union CDA (Amended)	GMIT EDA	-	0.6868
11	Union CDA (Amended)	Enbridge SWDA	-	0.3081
12	Union CDA (Amended)	Union SWDA	-	0.3109
13	Union CDA (Amended)	Chippawa	-	0.1967
14	Union CDA (Amended)	Cornwall	-	0.5528
15	Union CDA (Amended)	East Hereford	-	0.8351
16	Union CDA (Amended)	Emerson 1	-	1.5683
17	Union CDA (Amended)	Emerson 2	-	1.5683
18	Union CDA (Amended)	Iroquois	-	0.5192
19	Union CDA (Amended)	Kirkwall	-	0.1585
20	Union CDA (Amended)	Napierville	-	0.6746
21	Union CDA (Amended)	Niagara Falls	-	0.1948
22	Union CDA (Amended)	North Bay Junction	-	0.4658
23	Union CDA (Amended)	Philipsburg	-	0.6884
24	Union CDA (Amended)	Spruce	-	1.6808
25	Union CDA (Amended)	St. Clair	-	0.3269
26	Union CDA (Amended)	Welwyn	-	1.8946
27	Union CDA (Amended)	Dawn Export	-	0.3081
28	Union CDA (Amended)	Union Parkway Belt	-	0.1809
29	Union CDA (Amended)	Union CDA (Amended)	-	0.1325
30	Union CDA (Amended)	Union ECDA	-	0.1748
31	Union CDA (Amended)	Enbridge Parkway CDA	-	0.1809
32	Union CDA (Amended)	Enbridge CDA (Amended)	-	0.2306
33	Union ECDA	Empress	-	2.3928
34	Union ECDA	TransGas SSSA	-	2.0489
35	Union ECDA	Centram SSSA	-	1.9081
36	Union ECDA	Centram MDA	-	1.6949
37	Union ECDA	Centrat MDA	-	1.6784
38	Union ECDA	Union WDA	-	1.3111
39	Union ECDA	Nipigon WDA	-	1.1603
40	Union ECDA	Union NDA	-	0.5640
41	Union ECDA	Calstock NDA	-	0.8982
42	Union ECDA	Tunis NDA	-	0.6918
43	Union ECDA	GMIT NDA	-	0.5384
44	Union ECDA	Union SSMDA	-	0.8038
45	Union ECDA	Union NCDA	-	0.2875
46	Union ECDA	Union CDA	-	0.1484
47	Union ECDA	Enbridge CDA	-	0.1990
48	Union ECDA	Union EDA	-	0.3973
49	Union ECDA	Enbridge EDA	-	0.5062
50	Union ECDA	KPUC EDA	-	0.3825
51	Union ECDA	GMIT EDA	-	0.6475
52	Union ECDA	Enbridge SWDA	-	0.3215
53	Union ECDA	Union SWDA	-	0.3243
54	Union ECDA	Chippawa	-	0.2305
55	Union ECDA	Cornwall	-	0.5136
56	Union ECDA	East Hereford	-	0.7959
57	Union ECDA	Emerson 1	-	1.5817
58	Union ECDA	Emerson 2	-	1.5817
59	Union ECDA	Iroquois	-	0.4800
60	Union ECDA	Kirkwall	-	0.1719
61	Union ECDA	Napierville	-	0.6353
62	Union ECDA	Niagara Falls	-	0.2286
63	Union ECDA	North Bay Junction	-	0.4266
64	Union ECDA	Philipsburg	-	0.6492

Line No.	Receipt Point	Delivery Point	FT Toll (\$/GJ/MO)	Daily Equivalent FT for IT / STFT (\$/GJ)
1	Union ECDA	Spruce	-	1.6784
2	Union ECDA	St. Clair	-	0.3403
3	Union ECDA	Welwyn	-	1.9081
4	Union ECDA	Dawn Export	-	0.3215
5	Union ECDA	Union Parkway Belt	-	0.1416
6	Union ECDA	Union CDA (Amended)	-	0.1748
7	Union ECDA	Union ECDA	-	0.1325
8	Union ECDA	Enbridge Parkway CDA	-	0.1416
9	Union ECDA	Enbridge CDA (Amended)	-	0.2044
10	Union Dawn	Empress	67.03286	2.2038
11	Union Dawn	TransGas SSDA	56.57409	1.8600
12	Union Dawn	Centram SSDA	52.28899	1.7191
13	Union Dawn	Centram MDA	45.80720	1.5060
14	Union Dawn	Centrat MDA	45.78408	1.5052
15	Union Dawn	Union WDA	44.73592	1.4708
16	Union Dawn	Nipigon WDA	40.48550	1.3310
17	Union Dawn	Union NDA	22.34804	0.7347
18	Union Dawn	Calstock NDA	32.51177	1.0689
19	Union Dawn	Tunis NDA	26.23377	0.8625
20	Union Dawn	GMIT NDA	21.56937	0.7091
21	Union Dawn	Union SSMDA	18.70047	0.6148
22	Union Dawn	Union NCDA	13.93753	0.4582
23	Union Dawn	Union CDA	9.62505	0.3164
24	Union Dawn	Enbridge CDA	11.10513	0.3651
25	Union Dawn	Union EDA	17.27636	0.5680
26	Union Dawn	Enbridge EDA	20.59026	0.6769
27	Union Dawn	KPUC EDA	16.82650	0.5532
28	Union Dawn	GMIT EDA	24.88783	0.8182
29	Union Dawn	Enbridge SWDA	4.03051	0.1325
30	Union Dawn	Union SWDA	4.11659	0.1353
31	Union Dawn	Chippawa	11.32139	0.3722
32	Union Dawn	Cornwall	20.81321	0.6843
33	Union Dawn	East Hereford	29.40075	0.9666
34	Union Dawn	Emerson 1	42.36281	1.3928
35	Union Dawn	Emerson 2	42.36281	1.3928
36	Union Dawn	Iroquois	19.79182	0.6507
37	Union Dawn	Kirkwall	8.57902	0.2821
38	Union Dawn	Napierville	24.51675	0.8060
39	Union Dawn	Niagara Falls	11.26390	0.3703
40	Union Dawn	North Bay Junction	18.16635	0.5973
41	Union Dawn	Philipsburg	24.93771	0.8199
42	Union Dawn	Spruce	45.78408	1.5052
43	Union Dawn	St. Clair	4.60478	0.1514
44	Union Dawn	Welwyn	52.28899	1.7191
45	Union Dawn	Dawn Export	4.03051	0.1325
46	Union Dawn	Union Parkway Belt	9.50034	0.3123
47	Union Dawn	Union CDA (Amended)	9.37016	0.3081
48	Union Dawn	Union ECDA	9.77774	0.3215
49	Union Dawn	Enbridge Parkway CDA	9.50034	0.3123
50	Union Dawn	Enbridge CDA (Amended)	11.25508	0.3700
51	Union EDA	Empress	-	2.5581
52	Union EDA	TransGas SSDA	-	2.2143
53	Union EDA	Centram SSDA	-	2.0734
54	Union EDA	Centram MDA	-	1.8604
55	Union EDA	Centrat MDA	-	1.7666
56	Union EDA	Union WDA	-	1.3993
57	Union EDA	Nipigon WDA	-	1.2486
58	Union EDA	Union NDA	-	0.6522
59	Union EDA	Calstock NDA	-	0.9864
60	Union EDA	Tunis NDA	-	0.7800
61	Union EDA	GMIT NDA	-	0.6267
62	Union EDA	Union SSMDA	-	1.0503
63	Union EDA	Union NCDA	-	0.4569
64	Union EDA	Union CDA	-	0.4119

Line No.	Receipt Point	Delivery Point	FT Toll (\$/GJ/MO)	Daily Equivalent FT for IT / STFT (\$/GJ)
1	Union EDA	Enbridge CDA	-	0.3666
2	Union EDA	Union EDA	-	0.1325
3	Union EDA	Enbridge EDA	-	0.2725
4	Union EDA	KPUC EDA	-	0.1966
5	Union EDA	GMIT EDA	-	0.3837
6	Union EDA	Enbridge SWDA	-	0.5680
7	Union EDA	Union SWDA	-	0.5709
8	Union EDA	Chippawa	-	0.4953
9	Union EDA	Cornwall	-	0.2501
10	Union EDA	East Hereford	-	0.5325
11	Union EDA	Emerson 1	-	1.8050
12	Union EDA	Emerson 2	-	1.8050
13	Union EDA	Iroquois	-	0.2216
14	Union EDA	Kirkwall	-	0.4185
15	Union EDA	Napierville	-	0.3719
16	Union EDA	Niagara Falls	-	0.4934
17	Union EDA	North Bay Junction	-	0.5148
18	Union EDA	Philipsburg	-	0.3857
19	Union EDA	Spruce	-	1.7666
20	Union EDA	St. Clair	-	0.5869
21	Union EDA	Welwyn	-	2.0734
22	Union EDA	Dawn Export	-	0.5680
23	Union EDA	Union Parkway Belt	-	0.3882
24	Union EDA	Union CDA (Amended)	-	0.4365
25	Union EDA	Union ECDA	-	0.3973
26	Union EDA	Enbridge Parkway CDA	-	0.3882
27	Union EDA	Enbridge CDA (Amended)	-	0.3646
28	Union NCDA	Empress	-	2.3177
29	Union NCDA	TransGas SSSDA	-	1.9739
30	Union NCDA	Centram SSSDA	-	1.8330
31	Union NCDA	Centram MDA	-	1.6211
32	Union NCDA	Centrat MDA	-	1.5234
33	Union NCDA	Union WDA	-	1.1562
34	Union NCDA	Nipigon WDA	-	1.0053
35	Union NCDA	Union NDA	-	0.4088
36	Union NCDA	Calstock NDA	-	0.7432
37	Union NCDA	Tunis NDA	-	0.5368
38	Union NCDA	GMIT NDA	-	0.3834
39	Union NCDA	Union SSMDA	-	0.9405
40	Union NCDA	Union NCDA	-	0.1325
41	Union NCDA	Union CDA	-	0.3022
42	Union NCDA	Enbridge CDA	-	0.2734
43	Union NCDA	Union EDA	-	0.4569
44	Union NCDA	Enbridge EDA	-	0.5327
45	Union NCDA	KPUC EDA	-	0.4455
46	Union NCDA	GMIT EDA	-	0.7006
47	Union NCDA	Enbridge SWDA	-	0.4582
48	Union NCDA	Union SWDA	-	0.4611
49	Union NCDA	Chippawa	-	0.3855
50	Union NCDA	Cornwall	-	0.5668
51	Union NCDA	East Hereford	-	0.8491
52	Union NCDA	Emerson 1	-	1.6357
53	Union NCDA	Emerson 2	-	1.6357
54	Union NCDA	Iroquois	-	0.5350
55	Union NCDA	Kirkwall	-	0.3087
56	Union NCDA	Napierville	-	0.6885
57	Union NCDA	Niagara Falls	-	0.3836
58	Union NCDA	North Bay Junction	-	0.2716
59	Union NCDA	Philipsburg	-	0.7024
60	Union NCDA	Spruce	-	1.5234
61	Union NCDA	St. Clair	-	0.4771
62	Union NCDA	Welwyn	-	1.8330
63	Union NCDA	Dawn Export	-	0.4582
64	Union NCDA	Union Parkway Belt	-	0.2784

Line No.	Receipt Point	Delivery Point	Daily Equivalent FT for IT / STFT	
			FT Toll (\$/GJ/MO)	(\$/GJ)
1	Union NCDA	Union CDA (Amended)	-	0.3268
2	Union NCDA	Union ECDA	-	0.2875
3	Union NCDA	Enbridge Parkway CDA	-	0.2784
4	Union NCDA	Enbridge CDA (Amended)	-	0.2729
5	Union NDA	Empress	-	1.4733
6	Union NDA	TransGas SSSDA	-	1.2250
7	Union NDA	Centram SSSDA	-	1.1234
8	Union NDA	Centram MDA	-	0.9703
9	Union NDA	Centrat MDA	-	0.9000
10	Union NDA	Union WDA	-	0.6347
11	Union NDA	Nipigon WDA	-	0.5260
12	Union NDA	Union NDA	-	0.0956
13	Union NDA	Calstock NDA	-	0.3368
14	Union NDA	Tunis NDA	-	0.2051
15	Union NDA	GMIT NDA	-	0.1906
16	Union NDA	Union SSMDA	-	0.8784
17	Union NDA	Union NCDA	-	0.3132
18	Union NDA	Union CDA	-	0.4433
19	Union NDA	Enbridge CDA	-	0.4212
20	Union NDA	Union EDA	-	0.4997
21	Union NDA	Enbridge EDA	-	0.4567
22	Union NDA	KPUC EDA	-	0.5380
23	Union NDA	GMIT EDA	-	0.5914
24	Union NDA	Enbridge SWDA	-	0.5629
25	Union NDA	Union SWDA	-	0.5651
26	Union NDA	Chippawa	-	0.5071
27	Union NDA	Cornwall	-	0.4891
28	Union NDA	East Hereford	-	0.7054
29	Union NDA	Emerson 1	-	0.9811
30	Union NDA	Emerson 2	-	0.9811
31	Union NDA	Iroquois	-	0.4689
32	Union NDA	Kirkwall	-	0.4483
33	Union NDA	Napierville	-	0.5824
34	Union NDA	Niagara Falls	-	0.5057
35	Union NDA	North Bay Junction	-	0.1953
36	Union NDA	Philipsburg	-	0.5930
37	Union NDA	Spruce	-	0.9000
38	Union NDA	St. Clair	-	0.5439
39	Union NDA	Welwyn	-	1.1234
40	Union NDA	Dawn Export	-	0.5629
41	Union NDA	Union Parkway Belt	-	0.4251
42	Union NDA	Union CDA (Amended)	-	0.4622
43	Union NDA	Union ECDA	-	0.4321
44	Union NDA	Enbridge Parkway CDA	-	0.4251
45	Union NDA	Enbridge CDA (Amended)	-	0.4208
46	Union Parkway Belt	Empress	72.50238	2.3836
47	Union Parkway Belt	TransGas SSSDA	62.04392	2.0398
48	Union Parkway Belt	Centram SSSDA	57.75882	1.8989
49	Union Parkway Belt	Centram MDA	51.27672	1.6858
50	Union Parkway Belt	Centrat MDA	50.77302	1.6693
51	Union Parkway Belt	Union WDA	39.60220	1.3020
52	Union Parkway Belt	Nipigon WDA	35.01597	1.1512
53	Union Parkway Belt	Union NDA	16.87790	0.5549
54	Union Parkway Belt	Calstock NDA	27.04194	0.8891
55	Union Parkway Belt	Tunis NDA	20.76455	0.6827
56	Union Parkway Belt	GMIT NDA	16.09924	0.5293
57	Union Parkway Belt	Union SSMDA	24.17030	0.7946
58	Union Parkway Belt	Union NCDA	8.46770	0.2784
59	Union Parkway Belt	Union CDA	4.75321	0.1563
60	Union Parkway Belt	Enbridge CDA	5.86829	0.1929
61	Union Parkway Belt	Union EDA	11.80745	0.3882
62	Union Parkway Belt	Enbridge EDA	15.12073	0.4971
63	Union Parkway Belt	KPUC EDA	11.35728	0.3734
64	Union Parkway Belt	GMIT EDA	19.41800	0.6384

Line No.	Receipt Point	Delivery Point	FT Toll (\$/GJ/MO)	Daily Equivalent FT for IT / STFT (\$/GJ)
1	Union Parkway Belt	Enbridge SWDA	9.50034	0.3123
2	Union Parkway Belt	Union SWDA	9.58703	0.3152
3	Union Parkway Belt	Chippawa	7.28723	0.2396
4	Union Parkway Belt	Cornwall	15.34338	0.5044
5	Union Parkway Belt	East Hereford	23.93092	0.7868
6	Union Parkway Belt	Emerson 1	47.83234	1.5726
7	Union Parkway Belt	Emerson 2	47.83234	1.5726
8	Union Parkway Belt	Iroquois	14.32230	0.4709
9	Union Parkway Belt	Kirkwall	4.95153	0.1628
10	Union Parkway Belt	Napierville	19.04753	0.6262
11	Union Parkway Belt	Niagara Falls	7.22974	0.2377
12	Union Parkway Belt	North Bay Junction	12.69653	0.4174
13	Union Parkway Belt	Philipsburg	19.46849	0.6401
14	Union Parkway Belt	Spruce	50.77302	1.6693
15	Union Parkway Belt	St. Clair	10.07430	0.3312
16	Union Parkway Belt	Welwyn	57.75882	1.8989
17	Union Parkway Belt	Dawn Export	9.50034	0.3123
18	Union Parkway Belt	Union Parkway Belt	4.03051	0.1325
19	Union Parkway Belt	Union CDA (Amended)	5.50146	0.1809
20	Union Parkway Belt	Union ECDA	4.30822	0.1416
21	Union Parkway Belt	Enbridge Parkway CDA	4.03051	0.1325
22	Union Parkway Belt	Enbridge CDA (Amended)	6.04075	0.1986
23	Union SSMDA	Empress	-	1.3363
24	Union SSMDA	TransGas SSDA	-	1.0881
25	Union SSMDA	Centram SSDA	-	0.9864
26	Union SSMDA	Centram MDA	-	0.8326
27	Union SSMDA	Centrat MDA	-	0.8321
28	Union SSMDA	Union WDA	-	1.1196
29	Union SSMDA	Nipigon WDA	-	1.2060
30	Union SSMDA	Union NDA	-	0.8784
31	Union SSMDA	Calstock NDA	-	1.1196
32	Union SSMDA	Tunis NDA	-	0.9706
33	Union SSMDA	GMIT NDA	-	0.8599
34	Union SSMDA	Union SSMDA	-	0.0956
35	Union SSMDA	Union NCDA	-	0.7206
36	Union SSMDA	Union CDA	-	0.6119
37	Union SSMDA	Enbridge CDA	-	0.6492
38	Union SSMDA	Union EDA	-	0.8047
39	Union SSMDA	Enbridge EDA	-	0.8881
40	Union SSMDA	KPUC EDA	-	0.7933
41	Union SSMDA	GMIT EDA	-	0.9963
42	Union SSMDA	Enbridge SWDA	-	0.4710
43	Union SSMDA	Union SWDA	-	0.4688
44	Union SSMDA	Chippawa	-	0.6547
45	Union SSMDA	Cornwall	-	0.8937
46	Union SSMDA	East Hereford	-	1.1100
47	Union SSMDA	Emerson 1	-	0.7509
48	Union SSMDA	Emerson 2	-	0.7509
49	Union SSMDA	Iroquois	-	0.8680
50	Union SSMDA	Kirkwall	-	0.5856
51	Union SSMDA	Napierville	-	0.9870
52	Union SSMDA	Niagara Falls	-	0.6532
53	Union SSMDA	North Bay Junction	-	0.7792
54	Union SSMDA	Philipsburg	-	0.9976
55	Union SSMDA	Spruce	-	0.8321
56	Union SSMDA	St. Clair	-	0.4301
57	Union SSMDA	Welwyn	-	0.9864
58	Union SSMDA	Dawn Export	-	0.4710
59	Union SSMDA	Union Parkway Belt	-	0.6088
60	Union SSMDA	Union CDA (Amended)	-	0.6055
61	Union SSMDA	Union ECDA	-	0.6158
62	Union SSMDA	Enbridge Parkway CDA	-	0.6088
63	Union SSMDA	Enbridge CDA (Amended)	-	0.6529
64	Union WDA	Empress	-	0.9578

Line No.	Receipt Point	Delivery Point	Daily Equivalent FT for IT / STFT	
			FT Toll (\$/GJ/MO)	(\$/GJ)
1	Union WDA	TransGas SSSA	-	0.7096
2	Union WDA	Centram SSSA	-	0.6080
3	Union WDA	Centram MDA	-	0.4550
4	Union WDA	Centrat MDA	-	0.3845
5	Union WDA	Union WDA	-	0.0956
6	Union WDA	Nipigon WDA	-	0.2086
7	Union WDA	Union NDA	-	0.6347
8	Union WDA	Calstock NDA	-	0.3937
9	Union WDA	Tunis NDA	-	0.5426
10	Union WDA	GMIT NDA	-	0.6653
11	Union WDA	Union SSMDA	-	1.1196
12	Union WDA	Union NCDA	-	0.8858
13	Union WDA	Union CDA	-	1.0157
14	Union WDA	Enbridge CDA	-	0.9936
15	Union WDA	Union EDA	-	1.0720
16	Union WDA	Enbridge EDA	-	1.0287
17	Union WDA	KPUC EDA	-	1.1099
18	Union WDA	GMIT EDA	-	1.1636
19	Union WDA	Enbridge SWDA	-	1.1268
20	Union WDA	Union SWDA	-	1.1286
21	Union WDA	Chippawa	-	1.0795
22	Union WDA	Cornwall	-	1.0610
23	Union WDA	East Hereford	-	1.2773
24	Union WDA	Emerson 1	-	0.4657
25	Union WDA	Emerson 2	-	0.4657
26	Union WDA	Iroquois	-	1.0408
27	Union WDA	Kirkwall	-	1.0207
28	Union WDA	Napierville	-	1.1543
29	Union WDA	Niagara Falls	-	1.0781
30	Union WDA	North Bay Junction	-	0.7341
31	Union WDA	Philipsburg	-	1.1649
32	Union WDA	Spruce	-	0.3845
33	Union WDA	St. Clair	-	1.0729
34	Union WDA	Welwyn	-	0.6080
35	Union WDA	Dawn Export	-	1.1268
36	Union WDA	Union Parkway Belt	-	0.9975
37	Union WDA	Union CDA (Amended)	-	1.0345
38	Union WDA	Union ECDA	-	1.0045
39	Union WDA	Enbridge Parkway CDA	-	0.9975
40	Union WDA	Enbridge CDA (Amended)	-	0.9933
41	Welwyn	Empress	13.55063	0.4455
42	Welwyn	TransGas SSSA	6.00182	0.1973
43	Welwyn	Centram SSSA	2.90905	0.0956
44	Welwyn	Centram MDA	7.60417	0.2500
45	Welwyn	Centrat MDA	9.70657	0.3191
46	Welwyn	Union WDA	18.49181	0.6080
47	Welwyn	Nipigon WDA	21.07936	0.6930
48	Welwyn	Union NDA	34.17069	1.1234
49	Welwyn	Calstock NDA	26.83450	0.8822
50	Welwyn	Tunis NDA	31.36567	1.0312
51	Welwyn	GMIT NDA	35.09475	1.1538
52	Welwyn	Union SSMDA	30.00391	0.9864
53	Welwyn	Union NCDA	42.71413	1.4043
54	Welwyn	Union CDA	44.34628	1.4580
55	Welwyn	Enbridge CDA	45.26091	1.4880
56	Welwyn	Union EDA	48.31657	1.5885
57	Welwyn	Enbridge EDA	47.05124	1.5469
58	Welwyn	KPUC EDA	49.53263	1.6285
59	Welwyn	GMIT EDA	51.16722	1.6822
60	Welwyn	Enbridge SWDA	40.05966	1.3170
61	Welwyn	Union SWDA	39.99335	1.3149
62	Welwyn	Chippawa	45.64599	1.5007
63	Welwyn	Cornwall	48.04556	1.5796
64	Welwyn	East Hereford	54.62499	1.7959

Line No.	Receipt Point	Delivery Point	FT Toll (\$/GJ/MO)	Daily Equivalent FT for IT / STFT (\$/GJ)
1	Welwyn	Emerson 1	10.07370	0.3312
2	Welwyn	Emerson 2	10.07370	0.3312
3	Welwyn	Iroquois	47.43145	1.5594
4	Welwyn	Kirkwall	43.54450	1.4316
5	Welwyn	Napierville	50.88313	1.6729
6	Welwyn	Niagara Falls	45.60188	1.4992
7	Welwyn	North Bay Junction	37.18894	1.2227
8	Welwyn	Philipsburg	51.20555	1.6835
9	Welwyn	Spruce	9.70657	0.3191
10	Welwyn	St. Clair	37.32642	1.2272
11	Welwyn	Welwyn	2.90905	0.0956
12	Welwyn	Dawn Export	40.05966	1.3170
13	Welwyn	Union Parkway Belt	44.25017	1.4548
14	Welwyn	Union CDA (Amended)	44.15040	1.4515
15	Welwyn	Union ECDA	44.46308	1.4618
16	Welwyn	Enbridge Parkway CDA	44.25017	1.4548
17	Welwyn	Enbridge CDA (Amended)	45.35581	1.4912

Notes: (i) Any transportation with a Union Dawn receipt point is subject to a Union Dawn Receipt Point Surcharge. Transport under FT, FT-NR, FT-SN and EMB service is subject to the monthly surcharge toll, and other transportation services are subject to the daily equivalent toll. Refer to page 1 for the Union Dawn Receipt Point Surcharge tolls.

(ii) Transportation with receipt points from delivery areas or Spruce is for STFT and IT service only.

(iii) The following delivery points are subject to an additional charge for delivery pressure: Emerson 1 & 2, Union SWDA, Enbridge SWDA, Dawn Export, Niagara Falls, Iroquois, Chippawa, and East Hereford. Refer to page 1 for the delivery pressure toll.

(iv) Effective November 1, 2015, the Enbridge CDA is modified such that the Enbridge Parkway meter is removed from the Enbridge CDA and put within a new delivery area called the Enbridge Parkway CDA. The remaining Enbridge CDA meters continue to reside within the Enbridge CDA. Effective November 1, 2016, the Union CDA is modified such that the Union Parkway Belt, Bronte and Burlington meters are removed from the Union CDA. The Bronte and Burlington meters are put within a new delivery area called the Union ECDA, and the Parkway-Union meter will become a new standalone delivery location called Union Parkway Belt. The remaining Union CDA meters, Nanticoke and Hamilton Gate, continue to reside in the Union CDA.

APPENDIX E

to a Mainline Settlement Agreement
made effective as of the 31st day of October, 2013 among
TransCanada PipeLines Limited, Enbridge Gas Distribution Inc.,
Union Gas Limited and Gaz Metro Limited Partnership

SUMMER STORAGE SERVICE

(See Attached)

Summer Storage Service (SSS) - Term Sheet

Service Overview

A new discretionary service (the “Summer Storage Service” or (SSS)) is designed to allow for the flow of gas from Empress to eastern storage locations in the summer period. This service will be available from the later of April 1, 2015, or six months after NEB approval of this Agreement, until October 31, 2020. Many of the characteristics of this service are similar to IT service, however the maximum bid floor for the service can be set no greater than 100% of the daily equivalent FT toll for the path.

Service Attributes, Terms and Conditions

The attributes, terms and conditions for this new service are outlined below:

Priority of Service

- Same priority level as IT service

Service Access / Nominations / Allocations

- Shippers will nominate for service for the day (similar to IT service)
- No contractual Maximum Daily Quantity (MDQ)
- Capacity will be allocated based on price (i.e. from highest to lowest toll - similar to IT service)

Eligible Receipt Point

- Empress

Eligible Delivery Points

- Union SWDA or Enbridge SWDA

Term

- Service is nominated for the day
- Service can only be used during the 7 month summer period (April 1st to October 31st inclusive)

Toll

- Biddable
- TransCanada will have the discretion to set the bid floors for SSS, however the maximum bid floor that can be set by TransCanada can be no greater than 100% of the daily equivalent FT toll for the applicable path

Renewal Rights

- Blanket contract (similar to IT service)

Daily Nomination Windows

- 4 (NAESB)

Fuel

- In-kind; applicable monthly fuel ratio

Pressure Charges

- Yes, if applicable at the delivery location

Union Dawn Receipt Point Surcharge

- Not applicable

Assignments

- No

Alternate Receipt Points (ARPs) & Diversions

- No

Temporary Receipt and Delivery Points (Shifts)

- No

Facility Build

- TransCanada will not build facilities for this service

Credit

- Same as IT service

APPENDIX F

to a Mainline Settlement Agreement
made effective as of the 31st day of October, 2013 among
TransCanada PipeLines Limited, Enbridge Gas Distribution Inc.,
Union Gas Limited and Gaz Metro Limited Partnership

ENHANCED MARKET BALANCING SERVICE

(See Attached)

Enhanced Market Balancing (EMB) Service - Term Sheet

Service Overview

A new annual service (the “Enhanced Market Balancing” service or (EMB)) is designed to allow shippers to effectively balance their market requirements through the use of 8 nomination windows on the day. This service will be available the later of January 1, 2015, or six months after NEB approval of this Agreement. The toll for the service will be equal to 110% of the FT toll for the applicable path.

Service Attributes, Terms and Conditions

The attributes, terms and conditions for this new service are outlined below:

Priority of Service

- Firm priority in the winter period (November 1st to March 31st inclusive)
- The priority in the summer period (April 1st to October 31st inclusive) will be below firm but above non-firm diversions (i.e. equal in priority to STS in the non-firm season)

Service Access / Open Seasons

- Existing capacity, daily existing capacity and new capacity open seasons
- Capacity is allocated in the open season based on term x toll
- For open season capacity allocation purposes only, the EMB service toll will be made equal to the applicable FT toll (similar to how the FT-SN toll is normalized to the FT toll for capacity allocation)
- Shippers can also access EMB service via a conversion election as discussed below

Eligible Receipt Points

- Any valid FT receipt points

Eligible Delivery Points

- Available to all domestic DDAs for which FT deliveries are permitted

Term

- As per FT service

Toll

- Monthly demand toll equal to 110% of the FT toll for the applicable path
- Non-biddable

Renewal Rights

- As per FT service

Conversion Rights

- Shippers with EMB service will not be allowed to convert to any other Mainline service

- Shippers with FT service can convert to EMB service if TransCanada determines it is able to accommodate such conversion, and provided that:
 - Shipper submits a written request to TransCanada for conversion of all or a portion of a specified FT contract to EMB service
 - The conversion is for the same receipt and delivery points specified in such FT contract provided such points are eligible receipt and delivery points for EMB service
- Shippers with STS or STS-L can convert to EMB service if TransCanada determines it is able to accommodate such conversion, and provided that:
 - Shipper submits a written request to TransCanada for conversion of all or a portion of a specified STS or STS-L contract's withdrawal quantity to EMB service
 - If shipper's STS or STS-L Contract Demand and associated toll is based on the STS or STS-L withdrawal quantity¹, shipper's STS or STS-L Contract Demand, Daily Injection Quantity and Daily Withdrawal Quantity specified in the STS or STS-L contract will be reduced by an amount equal to the Daily Withdrawal Quantity converted to EMB service
 - If shipper's STS or STS-L Contract Demand and associated toll is based on the STS or STS-L injection quantity², shipper's STS or STS-L Daily Withdrawal Quantity specified in the STS or STS-L contract will be reduced by an amount equal to the Daily Withdrawal Quantity converted to EMB service provided however, shipper's Daily Injection Quantity and Contract Demand specified in the STS or STS-L contract will not be reduced as a result of such conversion
 - The conversion is for the same receipt and delivery points used for STS or STS-L withdrawal specified in such STS or STS-L contract (i.e. one receipt point and one delivery point) provided such points are eligible receipt and delivery points for EMB service

Daily Nomination Windows

- 8 windows (4 NAESB windows plus the 4 STS windows³)
- Ability to use the 8 nomination windows to / from interconnecting pipelines will be subject to the ability of the downstream / upstream operator to confirm such nominations during each of the 8 windows

Overrun Rights

- No

Fuel

¹ Such STS contracts would be those for which the market is deemed downstream of storage (e.g. Enbridge and GMI's STS contracts, and Union's STS withdrawal CD to the Union EDA).

² Such STS contracts would be those for which the market is deemed upstream of storage (e.g. Centra Manitoba's STS contract and Union's STS injection CD from the Union WDA and NDA).

³ For the extra 4 STS nomination windows only, shippers will not be able to nominate to or from a Multiple Title Transfer (MTT) Account in order to minimize administrative complexity.

- In-kind; applicable monthly fuel ratio

Pressure Charges

- Yes, if applicable at the delivery location

Union Dawn Receipt Point Surcharge

- Yes, if applicable at the receipt location

Assignments

- Yes, same as FT

Alternate Receipt Points (ARPs) & Diversions

- No, same as STS

Temporary Receipt and Delivery Points (Shifts)

- No, same as STS

Facility Build

- TransCanada will build facilities for this service to the extent appropriate contractual underpinnings are in place

Credit

- Same as FT

Linkage to Other Mainline Services

- EMB service is not linked to any other Mainline service

APPENDIX G

to a Mainline Settlement Agreement
made effective as of the 31st day of October, 2013 among
TransCanada PipeLines Limited, Enbridge Gas Distribution Inc.,
Union Gas Limited and Gaz Metro Limited Partnership

DIVERSIONS

(See Attached)

* Note: Effective November 1, 2015, the Enbridge CDA is modified such that the Enbridge Parkway meter is removed from the Enbridge CDA and put within a new delivery area called the Enbridge Parkway CDA. The remaining Enbridge CDA meters continue to reside within the Enbridge CDA.

Effective November 1, 2016, the Union CDA is modified such that the Union Parkway Belt, Bronte and Burlington meters are removed from the Union CDA. The Bronte and Burlington meters are put within a new delivery area called the Union ECDA, and the Parkway-Union meter will become a new standalone delivery location called Union Parkway Belt. The remaining Union CDA meters, Nanticoke and Hamilton Gate, continue to reside in the Union CDA.

** Note: Location is eligible as an ARP or diversion, as applicable, only until November 1, 2016.

Primary Receipt	Primary Delivery	Eligible Alternate Receipt Point	Eligible Diversion Point / Delivery Area
Empress	East Hereford	Suffield 2 Richmond Bayhurst 1 Liebenthal Shackleton Success Herbert Grand Coulee Steelman Welwyn North Bay Junction Cornwall East Hereford	Empress TransGas SSDA Welwyn Centram SSDA Centram MDA Spruce Centrat MDA Union WDA Nipigon WDA Calstock NDA TCPL NDA Union NDA GMIT NDA North Bay Junction Enbridge EDA Cornwall Union EDA GMIT EDA Union SWDA Enbridge SWDA Dawn Export Union NCDA

Primary Receipt	Primary Delivery	Eligible Alternate Receipt Point	Eligible Diversion Point / Delivery Area
			Kirkwall Niagara Falls Chippawa Iroquois KPUC EDA Napierville Philipsburg Union Parkway Belt Union CDA Union ECDA Enbridge CDA Enbridge Parkway CDA
Empress	Philipsburg	Suffield 2 Richmond Bayhurst 1 Liebenthal Shackleton Success Herbert Grand Coulee Steelman Welwyn North Bay Junction Cornwall Philipsburg	Empress TransGas SSDA Welwyn Centram SSDA Centram MDA Spruce Centrat MDA Union WDA Nipigon WDA Calstock NDA TCPL NDA Union NDA GMIT NDA North Bay Junction Enbridge EDA Cornwall Union EDA GMIT EDA Union SWDA Enbridge SWDA Dawn Export

*
*
*
*
*

Primary Receipt	Primary Delivery	Eligible Alternate Receipt Point	Eligible Diversion Point / Delivery Area
			Union NCD Kirkwall Niagara Falls Chippawa Iroquois KPUC EDA Napierville East Hereford Union Parkway Belt * Union CDA * Union ECDA * Enbridge CDA * Enbridge Parkway CDA *
Empress	GMIT EDA	Suffield 2 Richmond Bayhurst 1 Liebenthal Shackleton Success Herbert Grand Coulee Steelman Welwyn North Bay Junction Cornwall Sainte-Genevieve-de-Berthier	Empress TransGas SSDA Welwyn Centram SSDA Centram MDA Spruce Centrat MDA Union WDA Nipigon WDA Calstock NDA TCPL NDA Union NDA GMIT NDA North Bay Junction Enbridge EDA Cornwall Union EDA Union SWDA Enbridge SWDA Dawn Export

Primary Receipt	Primary Delivery	Eligible Alternate Receipt Point	Eligible Diversion Point / Delivery Area
			Union NCD Kirkwall Niagara Falls Chippawa Iroquois KPUC EDA Napierville Philipsburg East Hereford Union Parkway Belt * Union CDA * Union ECDA * Enbridge CDA * Enbridge Parkway CDA *
Empress	Napierville	Suffield 2 Richmond Bayhurst 1 Liebenthal Shackleton Success Herbert Grand Coulee Steelman Welwyn North Bay Junction Cornwall Napierville	Empress TransGas SSDA Welwyn Centram SSDA Centram MDA Spruce Centrat MDA Union WDA Nipigon WDA Calstock NDA TCPL NDA Union NDA GMIT NDA North Bay Junction Enbridge EDA Cornwall Union EDA GMIT EDA Union SWDA

Primary Receipt	Primary Delivery	Eligible Alternate Receipt Point	Eligible Diversion Point / Delivery Area
			Enbridge SWDA Dawn Export Union NCDA Kirkwall Niagara Falls Chippawa Iroquois KPUC EDA Philipsburg East Hereford Union Parkway Belt * Union CDA * Union ECDA * Enbridge CDA * Enbridge Parkway CDA *
Empress	KPUC EDA	Suffield 2 Richmond Bayhurst 1 Liebenthal Shackleton Success Herbert Grand Coulee Steelman Welwyn North Bay Junction	Empress TransGas SSSA Welwyn Centram SSSA Centram MDA Spruce Centrat MDA Union WDA Nipigon WDA Calstock NDA TCPL NDA Union NDA GMIT NDA North Bay Junction Enbridge EDA Union EDA Union SWDA Enbridge SWDA Dawn Export Union NCDA

Primary Receipt	Primary Delivery	Eligible Alternate Receipt Point	Eligible Diversion Point / Delivery Area
			Kirkwall Niagara Falls Chippawa Iroquois Cornwall Napierville GMIT EDA Philipsburg East Hereford Union Parkway Belt * Union CDA * Union ECDA * Enbridge CDA * Enbridge Parkway CDA *
Empress	Union EDA	Suffield 2 Richmond Bayhurst 1 Liebenthal Shackleton Success Herbert Grand Coulee Steelman Welwyn North Bay Junction Cornwall	Empress TransGas SSDA Welwyn Centram SSDA Centram MDA Spruce Centrat MDA Union WDA Nipigon WDA Calstock NDA TCPL NDA Union NDA GMIT NDA North Bay Junction Enbridge EDA Cornwall KPUC EDA Union SWDA Enbridge SWDA Dawn Export

Primary Receipt	Primary Delivery	Eligible Alternate Receipt Point	Eligible Diversion Point / Delivery Area
			Union NCD Kirkwall Niagara Falls Chippawa Iroquois Napierville GMIT EDA Philipsburg East Hereford Union Parkway Belt * Union CDA * Union ECDA * Enbridge CDA * Enbridge Parkway CDA *
Empress	Cornwall	Suffield 2 Richmond Bayhurst 1 Liebenthal Shackleton Success Herbert Grand Coulee Steelman Welwyn North Bay Junction Cornwall	Empress TransGas SSDA Welwyn Centram SSDA Centram MDA Spruce Centrat MDA Union WDA Nipigon WDA Calstock NDA TCPL NDA Union NDA GMIT NDA North Bay Junction Enbridge EDA Union EDA Union SWDA Enbridge SWDA Dawn Export Union NCD

Primary Receipt	Primary Delivery	Eligible Alternate Receipt Point	Eligible Diversion Point / Delivery Area
			Kirkwall Niagara Falls Chippawa Iroquois KPUC EDA Napierville GMIT EDA Philipsburg East Hereford Union Parkway Belt * Union CDA * Union ECDA * Enbridge CDA * Enbridge Parkway CDA *
Empress	Iroquois	Suffield 2 Richmond Bayhurst 1 Liebenthal Shackleton Success Herbert Grand Coulee Steelman Welwyn North Bay Junction Iroquois	Empress TransGas SSDA Welwyn Centram SSDA Centram MDA Spruce Centrat MDA Union WDA Nipigon WDA Calstock NDA TCPL NDA Union NDA GMIT NDA North Bay Junction Enbridge EDA Union EDA Union SWDA Enbridge SWDA Dawn Export Union NCDA

Primary Receipt	Primary Delivery	Eligible Alternate Receipt Point	Eligible Diversion Point / Delivery Area
			Kirkwall Niagara Falls Chippawa Cornwall KPUC EDA Napierville GMIT EDA Philipsburg East Hereford Union Parkway Belt * Union CDA * Union ECDA * Enbridge CDA * Enbridge Parkway CDA *
Empress	Enbridge EDA	Suffield 2 Richmond Bayhurst 1 Liebenthal Shackleton Success Herbert Grand Coulee Steelman Welwyn North Bay Junction Cornwall	Empress TransGas SSDA Welwyn Centram SSDA Centram MDA Spruce Centrat MDA Union WDA Nipigon WDA Calstock NDA TCPL NDA Union NDA GMIT NDA North Bay Junction Cornwall Union EDA KPUC EDA Union SWDA Enbridge SWDA Dawn Export

Primary Receipt	Primary Delivery	Eligible Alternate Receipt Point	Eligible Diversion Point / Delivery Area
			Union NCD Kirkwall Niagara Falls Chippawa Iroquois Napierville GMIT EDA Philipsburg East Hereford Union Parkway Belt * Union CDA * Union ECDA * Enbridge CDA * Enbridge Parkway CDA *
Empress	Enbridge CDA	Suffield 2 Richmond Bayhurst 1 Liebenthal Shackleton Success Herbert Grand Coulee Steelman Welwyn Kirkwall Union Parkway Belt North Bay Junction	Empress * TransGas SSDA Welwyn Centram SSDA Centram MDA Spruce Centrat MDA Union WDA Nipigon WDA Calstock NDA TCPL NDA Union NDA GMIT NDA North Bay Junction Union SWDA Enbridge SWDA Dawn Export Kirkwall Union NCD

Primary Receipt	Primary Delivery	Eligible Alternate Receipt Point	Eligible Diversion Point / Delivery Area
			Niagara Falls Chippawa Enbridge EDA Iroquois Cornwall Union EDA KPUC EDA Napierville GMIT EDA Philipsburg East Hereford Union Parkway Belt * Union CDA * Union ECDA * Enbridge Parkway CDA *
Empress	Union CDA	Suffield 2 Richmond Bayhurst 1 Liebenthal Shackleton Success Herbert Grand Coulee Steelman Welwyn North Bay Junction Kirkwall Union Parkway Belt	Empress * TransGas SSDA Welwyn Centram SSDA Centram MDA Spruce Centrat MDA Union WDA Nipigon WDA Calstock NDA TCPL NDA Union NDA GMIT NDA North Bay Junction Union SWDA Enbridge SWDA Dawn Export Kirkwall

Primary Receipt	Primary Delivery	Eligible Alternate Receipt Point	Eligible Diversion Point / Delivery Area
			Union NCDA Niagara Falls Chippawa Enbridge EDA Iroquois Cornwall Union EDA KPUC EDA Napierville GMIT EDA Philipsburg East Hereford Union Parkway Belt Union ECDA Enbridge CDA Enbridge Parkway CDA
Empress	Union ECDA	Suffield 2 Richmond Bayhurst 1 Liebenthal Shackleton Success Herbert Grand Coulee Steelman Welwyn North Bay Junction Union Parkway Belt	Empress TransGas SSDA Welwyn Centram SSDA Centram MDA Spruce Centrat MDA Union WDA Nipigon WDA Calstock NDA TCPL NDA Union NDA GMIT NDA North Bay Junction Union SWDA Enbridge SWDA Dawn Export Kirkwall

*
*
*
*

Primary Receipt	Primary Delivery	Eligible Alternate Receipt Point	Eligible Diversion Point / Delivery Area
			Union NCDA Niagara Falls Chippawa Enbridge EDA Iroquois Cornwall Union EDA KPUC EDA Napierville GMIT EDA Philipsburg East Hereford Union CDA Enbridge CDA Union Parkway Belt Enbridge Parkway CDA
Empress	Union NCDA	Suffield 2 Richmond Bayhurst 1 Liebenthal Shackleton Success Herbert Grand Coulee Steelman Welwyn North Bay Junction	Empress TransGas SSDA Welwyn Centram SSDA Centram MDA Spruce Centrat MDA Union WDA Nipigon WDA Calstock NDA TCPL NDA Union NDA GMIT NDA North Bay Junction Union SWDA Enbridge SWDA Dawn Export Kirkwall Niagara Falls

*
*
*
*

Primary Receipt	Primary Delivery	Eligible Alternate Receipt Point	Eligible Diversion Point / Delivery Area
			Chippawa Enbridge EDA Iroquois Cornwall Union EDA KPUC EDA Napierville GMIT EDA Philipsburg East Hereford Union Parkway Belt * Union CDA * Union ECDA * Enbridge CDA * Enbridge Parkway CDA *
Empress	Union SWDA	Suffield 2 Richmond Bayhurst 1 Liebenthal Shackleton Success Herbert Grand Coulee Steelman Welwyn North Bay Junction Union Dawn Union Parkway Belt Kirkwall	Empress TransGas SSDA Welwyn Centram SSDA Centram MDA Spruce Centrat MDA Union WDA Nipigon WDA Calstock NDA TCPL NDA Union NDA GMIT NDA North Bay Junction Enbridge SWDA Dawn Export Union NCDA

Primary Receipt	Primary Delivery	Eligible Alternate Receipt Point	Eligible Diversion Point / Delivery Area
			Kirkwall Niagara Falls Chippawa Enbridge EDA Iroquois Cornwall Union EDA KPUC EDA Napierville GMIT EDA Philipsburg East Hereford Union Parkway Belt * Union CDA * Union ECDA * Enbridge CDA * Enbridge Parkway CDA *
Empress	Union NDA	Suffield 2 Richmond Bayhurst 1 Liebenthal Shackleton Success Herbert Grand Coulee Steelman Welwyn	Empress TransGas SSDA Welwyn Centram SSDA Centram MDA Spruce Centrat MDA Union WDA Nipigon WDA Calstock NDA TCPL NDA GMIT NDA Union SSMDA North Bay Junction St. Clair
Empress	GMIT NDA	Suffield 2 Richmond Bayhurst 1	

Primary Receipt	Primary Delivery	Eligible Alternate Receipt Point	Eligible Diversion Point / Delivery Area
		Liebenthal Shackleton Success Herbert Grand Coulee Steelman Welwyn	Empress TransGas SSDA Welwyn Centram SSDA Centram MDA Spruce Centrat MDA Union WDA Nipigon WDA Calstock NDA TCPL NDA Union NDA Union SSMDA North Bay Junction St. Clair
Empress	TCPL NDA	Suffield 2 Richmond Bayhurst 1 Liebenthal Shackleton Success Herbert Grand Coulee Steelman Welwyn	Empress TransGas SSDA Welwyn Centram SSDA Centram MDA Spruce Centrat MDA Union WDA Nipigon WDA Calstock NDA Union NDA Union SSMDA GMIT NDA North Bay Junction

Primary Receipt	Primary Delivery	Eligible Alternate Receipt Point	Eligible Diversion Point / Delivery Area
			St. Clair
Empress	Union SSMDA	Suffield 2 Richmond Bayhurst 1 Liebenthal Shackleton Success Herbert Grand Coulee Steelman Welwyn SS Marie North Bay Junction St. Clair Union Dawn Union Parkway Belt Kirkwall	St. Clair Empress TransGas SSDA Welwyn Centram SSDA Centram MDA Union WDA Nipigon WDA Calstock NDA TCPL NDA Union NDA GMIT NDA North Bay Junction St. Clair Spruce Centrat MDA Union SWDA Enbridge SWDA Dawn Export Union NCDA Union Parkway Belt * Kirkwall Union CDA * * Enbridge CDA * Enbridge Parkway CDA *
Empress	Union WDA	Suffield 2 Richmond Bayhurst 1 Liebenthal	

Primary Receipt	Primary Delivery	Eligible Alternate Receipt Point	Eligible Diversion Point / Delivery Area
		Shackleton Success Herbert Grand Coulee Steelman Welwyn	Empress TransGas SSDA Welwyn Centram SSDA Centram MDA Spruce Centrat MDA Nipigon WDA Calstock NDA Union SSMDA TCPL NDA Union NDA GMIT NDA North Bay Junction St. Clair
Empress	Nipigon WDA	Suffield 2 Richmond Bayhurst 1 Liebenthal Shackleton Success Herbert Grand Coulee Steelman Welwyn	Empress TransGas SSDA Welwyn Centram SSDA Centram MDA Spruce Centrat MDA Union WDA Calstock NDA Union SSMDA TCPL NDA Union NDA GMIT NDA North Bay Junction St. Clair

Primary Receipt	Primary Delivery	Eligible Alternate Receipt Point	Eligible Diversion Point / Delivery Area
Empress	Emerson 1	Suffield 2 Richmond Bayhurst 1 Liebenthal Shackleton Success Herbert Grand Coulee Steelman Welwyn Emerson 1 Emerson 2	Empress TransGas SSDA Welwyn Centram SSDA Centram MDA Emerson 2 Spruce Centrat MDA
Empress	Emerson 2	Suffield 2 Richmond Bayhurst 1 Liebenthal Shackleton Success Herbert Grand Coulee Steelman Welwyn Emerson 1 Emerson 2	Empress TransGas SSDA Welwyn Centram SSDA Centram MDA Emerson 1 Spruce Centrat MDA
Empress	Spruce	Suffield 2 Richmond Bayhurst 1 Liebenthal	

Primary Receipt	Primary Delivery	Eligible Alternate Receipt Point	Eligible Diversion Point / Delivery Area
		Shackleton Success Herbert Grand Coulee Steelman Welwyn	Empress TransGas SSDA Welwyn Centram SSDA Centram MDA Centrat MDA Emerson 1 Emerson 2
Empress	Centrat MDA	Suffield 2 Richmond Bayhurst 1 Liebenthal Shackleton Success Herbert Grand Coulee Steelman Welwyn	Empress TransGas SSDA Welwyn Centram SSDA Centram MDA Spruce Emerson 1 Emerson 2
Empress	Centram MDA	Suffield 2 Richmond Bayhurst 1 Liebenthal Shackleton Success Herbert Grand Coulee Steelman Welwyn	Empress TransGas SSDA Welwyn

Primary Receipt	Primary Delivery	Eligible Alternate Receipt Point	Eligible Diversion Point / Delivery Area
			Centram SSDA Spruce Centrat MDA Emerson 1 Emerson 2
Empress	Welwyn	Suffield 2 Richmond Bayhurst 1 Liebenthal Shackleton Success Herbert Grand Coulee Steelman Welwyn	Empress TransGas SSDA Centram SSDA Centram MDA Spruce Centrat MDA Emerson 1 Emerson 2
Empress	Centram SSDA	Suffield 2 Richmond Bayhurst 1 Liebenthal Shackleton Success Herbert Grand Coulee Steelman Welwyn	Empress TransGas SSDA Welwyn Centram MDA Spruce Centrat MDA Emerson 1 Emerson 2
Empress	TransGas SSDA	Suffield 2 Richmond Bayhurst 1	

Primary Receipt	Primary Delivery	Eligible Alternate Receipt Point	Eligible Diversion Point / Delivery Area
		Liebenthal Shackleton Success Herbert Grand Coulee Steelman	Empress Welwyn Centram SSDA Centram MDA Spruce Centrat MDA Emerson 1 Emerson 2
Emerson 2	Centram MDA	Emerson 1	Spruce Centrat MDA Emerson 1 Emerson 2 Centram SSDA Welwyn
Welwyn	Centram MDA		Centram SSDA Welwyn Spruce Centrat MDA Emerson 1 Emerson 2
SS Marie	Union SSMDA		
St. Clair	Chippawa	Union Dawn Kirkwall Chippawa	St. Clair Union SWDA Enbridge SWDA Dawn Export Kirkwall Union NCDA Niagara Falls Enbridge EDA Iroquois Cornwall Union EDA KPUC EDA

Primary Receipt	Primary Delivery	Eligible Alternate Receipt Point	Eligible Diversion Point / Delivery Area
			Napierville GMIT EDA Philipsburg East Hereford Union Parkway Belt * Union CDA * Union ECDA * Enbridge CDA * Enbridge Parkway CDA *
St. Clair	Union SWDA	Union Dawn	St. Clair Enbridge SWDA Dawn Export Union NCDA Kirkwall Niagara Falls Chippawa Enbridge EDA Iroquois Cornwall Union EDA KPUC EDA Napierville GMIT EDA Philipsburg East Hereford Union Parkway Belt * Union CDA * Union ECDA * Enbridge CDA * Enbridge Parkway CDA *
Union Dawn	East Hereford	Union Parkway Belt Kirkwall Cornwall East Hereford	Union SWDA Enbridge SWDA Dawn Export Kirkwall Enbridge EDA Cornwall Union EDA KPUC EDA GMIT EDA Union NCDA

Primary Receipt	Primary Delivery	Eligible Alternate Receipt Point	Eligible Diversion Point / Delivery Area
			Niagara Falls Chippawa Iroquois Napierville Philipsburg Union Parkway Belt * Union CDA * Union ECDA * Enbridge CDA * Enbridge Parkway CDA *
Union Dawn	GMIT EDA	Union Parkway Belt Kirkwall Cornwall Sainte-Genevieve-de-Berthier	Union SWDA Enbridge SWDA Dawn Export Kirkwall Enbridge EDA Cornwall Union EDA KPUC EDA Union NCDA Niagara Falls Chippawa Iroquois Napierville Philipsburg East Hereford Union Parkway Belt * Union CDA * Union ECDA * Enbridge CDA * Enbridge Parkway CDA *
Union Dawn	Enbridge EDA	Union Parkway Belt Kirkwall Cornwall	Union SWDA Enbridge SWDA Dawn Export Kirkwall Cornwall Union EDA KPUC EDA Union NCDA

Primary Receipt	Primary Delivery	Eligible Alternate Receipt Point	Eligible Diversion Point / Delivery Area
			Union NCD Niagara Falls Chippawa Iroquois Napierville GMIT EDA Philipsburg East Hereford Union Parkway Belt Union CDA Union ECDA Enbridge CDA Enbridge Parkway CDA
Union Dawn	Enbridge CDA	Union Parkway Belt Kirkwall	Union SWDA Enbridge SWDA Dawn Export Kirkwall Union NCD Niagara Falls Chippawa Enbridge EDA Iroquois Cornwall Union EDA KPUC EDA Napierville GMIT EDA Philipsburg East Hereford Union Parkway Belt Union CDA Union ECDA Enbridge Parkway CDA
Union Dawn	Union CDA	Union Parkway Belt Kirkwall	Union SWDA Enbridge SWDA Dawn Export Kirkwall Enbridge CDA Union NCD Niagara Falls Chippawa

Primary Receipt	Primary Delivery	Eligible Alternate Receipt Point	Eligible Diversion Point / Delivery Area
			Enbridge EDA Iroquois Cornwall Union EDA KPUC EDA Napierville GMIT EDA Philipsburg East Hereford Union Parkway Belt * Union ECDA * Enbridge Parkway CDA *
Union Dawn	Niagara Falls	Kirkwall Niagara Falls	Union SWDA Enbridge SWDA Dawn Export Kirkwall Union NCDA Chippawa Enbridge EDA Iroquois Cornwall Union EDA KPUC EDA Napierville GMIT EDA Philipsburg East Hereford Union Parkway Belt * Union CDA * Union ECDA * Enbridge CDA * Enbridge Parkway CDA *
Kirkwall	Chippawa	Chippawa	Kirkwall Union NCDA Niagara Falls Enbridge EDA Iroquois Cornwall Union EDA KPUC EDA Napierville GMIT EDA

Primary Receipt	Primary Delivery	Eligible Alternate Receipt Point	Eligible Diversion Point / Delivery Area
			Philipsburg East Hereford Union Parkway Belt * Union CDA * Union ECDA * Enbridge CDA * Enbridge Parkway CDA *
Kirkwall	Niagara Falls	Niagara Falls	Kirkwall Union NCDA Chippawa Enbridge EDA Iroquois Cornwall Union EDA KPUC EDA Napierville GMIT EDA Philipsburg East Hereford Union Parkway Belt * Union CDA * Union ECDA * Enbridge CDA * Enbridge Parkway CDA *
Kirkwall	Union CDA	Union Parkway Belt	* * Union Parkway Belt * Union ECDA * Union NCDA Kirkwall Enbridge CDA * Enbridge Parkway CDA * Niagara Falls Chippawa Enbridge EDA Iroquois Cornwall Union EDA KPUC EDA Napierville GMIT EDA Philipsburg East Hereford
Niagara Falls	Kirkwall	Kirkwall	

Primary Receipt	Primary Delivery	Eligible Alternate Receipt Point	Eligible Diversion Point / Delivery Area
			Niagara Falls Union NCDA Chippawa Enbridge EDA Iroquois Cornwall Union EDA KPUC EDA Napierville GMIT EDA Philipsburg East Hereford Union Parkway Belt Union CDA Union ECDA Enbridge CDA Enbridge Parkway CDA
Niagara Falls	Enbridge CDA	Union Parkway Belt Kirkwall	Kirkwall Niagara Falls Union NCDA Chippawa Enbridge EDA Iroquois Cornwall Union EDA KPUC EDA Napierville GMIT EDA Philipsburg East Hereford Union Parkway Belt Union CDA Union ECDA Enbridge Parkway CDA
Niagara Falls	Enbridge Parkway CDA	Union Parkway Belt Kirkwall	Kirkwall Enbridge CDA Niagara Falls Union NCDA Chippawa Enbridge EDA Iroquois

Primary Receipt	Primary Delivery	Eligible Alternate Receipt Point	Eligible Diversion Point / Delivery Area
			Cornwall Union EDA KPUC EDA Napierville GMIT EDA Philipsburg East Hereford Union CDA Union ECDA Union Parkway Belt
Niagara Falls	GMIT EDA	Union Parkway Belt Kirkwall Cornwall Sainte-Genevieve-de-Berthier	Kirkwall Niagara Falls Enbridge EDA Cornwall Union EDA KPUC EDA Union NCDA Chippawa Iroquois Napierville Philipsburg East Hereford Union Parkway Belt Union CDA Union ECDA Enbridge CDA Enbridge Parkway CDA
Union Parkway Belt	Philipsburg	Cornwall Philipsburg	Enbridge EDA Cornwall Union EDA KPUC EDA GMIT EDA Union NCDA Iroquois Napierville East Hereford Union Parkway Belt Union CDA Enbridge CDA

*
*
*

*
*
*
*
*

*
* *
*

Primary Receipt	Primary Delivery	Eligible Alternate Receipt Point	Eligible Diversion Point / Delivery Area	
			Enbridge Parkway CDA	*
Union Parkway Belt	GMIT EDA	Cornwall Sainte-Genieveve-de-Berthier	Enbridge EDA Cornwall Union EDA KPUC EDA Union NCDA Iroquois Napierville Philipsburg East Hereford Union Parkway Belt Union CDA Enbridge CDA Enbridge Parkway CDA	* * * * * * * * * * * * *
Union Parkway Belt	Iroquois	Iroquois	Enbridge EDA Union EDA KPUC EDA Union NCDA Cornwall Napierville GMIT EDA Philipsburg East Hereford Union Parkway Belt Union CDA Enbridge CDA Enbridge Parkway CDA	* * * * * * * * * * * * *
Union Parkway Belt	Union EDA	Cornwall	Enbridge EDA Cornwall KPUC EDA Union NCDA Iroquois Napierville GMIT EDA Philipsburg East Hereford Union Parkway Belt Union CDA Enbridge CDA Enbridge Parkway CDA	* * * * * * * * * * * * *

Primary Receipt	Primary Delivery	Eligible Alternate Receipt Point	Eligible Diversion Point / Delivery Area
Union Parkway Belt	Union CDA	Kirkwall	Kirkwall Niagara Falls Chippawa Enbridge CDA Union NCDA Enbridge EDA Iroquois Cornwall Union EDA KPUC EDA Napierville GMIT EDA Philipsburg East Hereford Union Parkway Belt Union ECDA Enbridge Parkway CDA
Union Parkway Belt	Enbridge CDA	Kirkwall	Union NCDA Enbridge EDA Iroquois Cornwall Union EDA KPUC EDA Napierville GMIT EDA Philipsburg East Hereford Union Parkway Belt Kirkwall Union CDA Union ECDA Niagara Falls Chippawa Enbridge Parkway CDA
North Bay Junction	East Hereford	Cornwall East Hereford	North Bay Junction Enbridge EDA Cornwall Union EDA GMIT EDA Union NCDA

Primary Receipt	Primary Delivery	Eligible Alternate Receipt Point	Eligible Diversion Point / Delivery Area
			Enbridge CDA Iroquois KPUC EDA Napierville Philipsburg Union Parkway Belt Union CDA Union ECDA Enbridge Parkway CDA Enbridge SWDA Union SWDA Kirkwall Niagara Falls Dawn Export Chippawa
Iroquois	GMIT EDA	Cornwall Sainte-Genevieve-de-Berthier	Enbridge EDA Iroquois Cornwall Union EDA KPUC EDA Napierville Philipsburg East Hereford
Union Parkway Belt	Goreway CDA		Union NCDA Enbridge EDA Iroquois Cornwall Union EDA KPUC EDA Napierville GMIT EDA Philipsburg East Hereford Union Parkway Belt Union CDA Enbridge CDA Enbridge Parkway CDA
Union Parkway Belt	Schomberg CDA		Union NCDA Enbridge EDA Iroquois Cornwall Union EDA

*
*
*
*
*

*
* *
*
*

Primary Receipt	Primary Delivery	Eligible Alternate Receipt Point	Eligible Diversion Point / Delivery Area
			KPUC EDA Napierville GMIT EDA Philipsburg East Hereford Union Parkway Belt * Union CDA * * Enbridge CDA * Enbridge Parkway CDA *
Union Parkway Belt	Victoria Square #2 CDA		Union NCDA Enbridge EDA Iroquois Cornwall Union EDA KPUC EDA Napierville GMIT EDA Philipsburg East Hereford Union Parkway Belt * Union CDA * * Enbridge CDA * Enbridge Parkway CDA *
Kirkwall	Thorold CDA		Kirkwall Niagara Falls Chippawa Union NCDA Enbridge EDA Iroquois Cornwall Union EDA KPUC EDA Napierville GMIT EDA Philipsburg East Hereford Union Parkway Belt * Union CDA * Union ECDA * Enbridge CDA *

Primary Receipt	Primary Delivery	Eligible Alternate Receipt Point	Eligible Diversion Point / Delivery Area
			Enbridge Parkway CDA *

* Note: Effective November 1, 2015, the Enbridge CDA is modified such that the Enbridge Parkway meter is removed from the Enbridge CDA and put within a new delivery area called the Enbridge Parkway CDA. The remaining Enbridge CDA meters continue to reside within the Enbridge CDA.

Effective November 1, 2016, the Union CDA is modified such that the Union Parkway Belt, Bronte and Burlington meters are removed from the Union CDA. The Bronte and Burlington meters are put within a new delivery area called the Union ECDA, and the Parkway-Union meter will become a new standalone delivery location called Union Parkway Belt. The remaining Union CDA meters, Nanticoke and Hamilton Gate, continue to reside in the Union CDA.

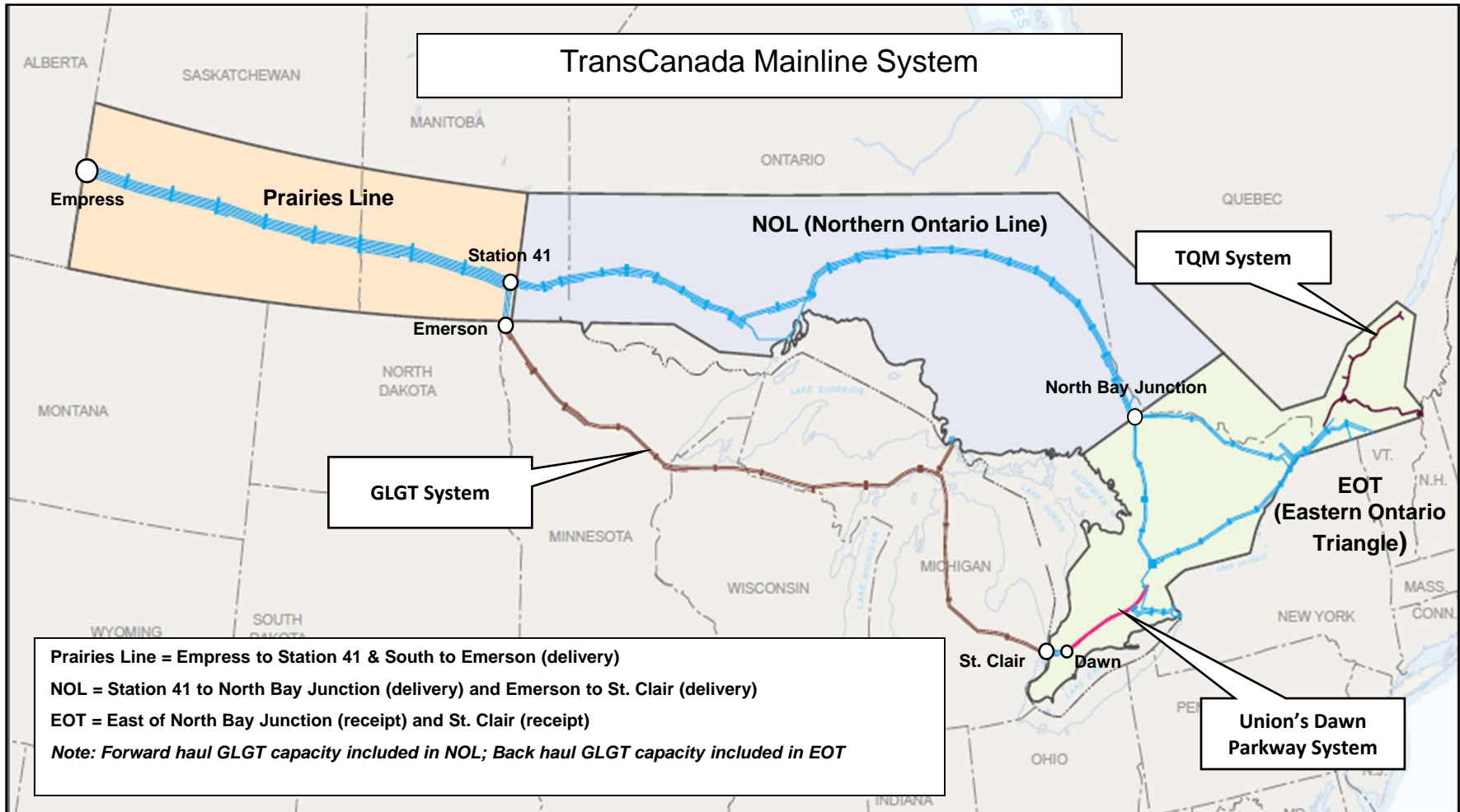
** Note: Location is eligible as an ARP or diversion, as applicable, only until November 1, 2016.

APPENDIX H

to a Mainline Settlement Agreement
made effective as of the 31st day of October, 2013 among
TransCanada PipeLines Limited, Enbridge Gas Distribution Inc.,
Union Gas Limited and Gaz Metro Limited Partnership

MAP

(See Attached)



APPENDIX I

to a Mainline Settlement Agreement
made effective as of the 31st day of October, 2013 among
TransCanada PipeLines Limited, Enbridge Gas Distribution Inc.,
Union Gas Limited and Gaz Metro Limited Partnership

INCENTIVE MECHANISM ILLUSTRATION

(See Attached)

Illustrative Calculation of Incentive Sharing Mechanism (\$,000)

Line No.		<u>2015 Forecast</u>	<u>2015 Actual</u>	<u>Difference</u>
	<u>Scenario 1:</u>			
1	Annual Revenue Requirement (<i>including Annual Bridging Amount</i>)	2,131,140	2,121,140	10,000
2	Annual Revenue	<u>2,131,140</u>	<u>2,171,140</u>	<u>40,000</u>
3	Net Revenue Surplus (NRS):	-	50,000	50,000
		<u>TransCanada</u>	<u>Shippers</u>	<u>Total</u>
4	100% TransCanada after tax contribution [$\$20M/(1-25.94\%)$]	27,000	-	27,000
5	25% of next \$40M to TransCanada / 75% to Shippers	5,750	17,250	23,000
6	10% additional NRS to TransCanada / 90% to Shippers	-	-	-
7	Total Incentive Earnings (pre-tax)	<u>32,750</u>	<u>17,250</u>	<u>50,000</u>
8	Income Tax @ 25.94% tax rate	<u>(8,495)</u>		
9	Total Incentive Earnings (after-tax)	<u><u>24,255</u></u>		
	<u>Scenario 2:</u>			
10	Annual Revenue Requirement (<i>including Annual Bridging Amount</i>)	2,131,140	2,141,140	(10,000)
11	Annual Revenue	<u>2,131,140</u>	<u>2,091,140</u>	<u>(40,000)</u>
12	Net Revenue Deficiency (NRD):	-	(50,000)	(50,000)
		<u>TransCanada</u>	<u>Shippers</u>	<u>Total</u>
13	25% of first \$40M to TransCanada / 75% to Shippers	(10,000)	(30,000)	(40,000)
14	10% additional NRD to TransCanada / 90% to Shippers	(1,000)	(9,000)	(10,000)
15	Total Incentive Earnings (pre-tax)	<u>(11,000)</u>	<u>(39,000)</u>	<u>(50,000)</u>
16	Income Tax @ 25.94%	<u>2,853</u>		
17	Total Incentive Earnings (after-tax)	<u><u>(8,147)</u></u>		

Illustrative Calculation of Incentive Sharing Mechanism (\$,000)

Line No.		<u>2016 Forecast</u>	<u>2016 Actual</u>	<u>Difference</u>
	<u>Scenario 3:</u>			
1	Annual Revenue Requirement (including Annual Bridging Amount)	1,522,130	1,522,130	-
2	Annual Revenue	1,522,130	1,472,130	(50,000)
3	Net Revenue Deficiency (NRD):	-	(50,000)	(50,000)
4	Stretch Revenue: the lessor of \$120 Million or 2016 forecast versus actual revenue			(50,000)
		<u>TransCanada</u>	<u>Shippers</u>	<u>Total</u>
5	100% of Stretch Revenue shortfall to Shippers (up to \$120 Million)	-	(50,000)	(50,000)
6	25% of additional \$40M to TransCanada / 75% to Shippers	0	0	0
7	10% additional NRD to TransCanada / 90% to Shippers	0	0	0
8	Total Incentive Earnings (pre-tax)	0	(50,000)	(50,000)
9	Income Tax @ 25.94%	0		
10	Total Incentive Earnings (after-tax)	<u>0</u>		
	<u>Scenario 4:</u>			
11	Annual Revenue Requirement (including Annual Bridging Amount)	1,522,130	1,522,130	-
12	Annual Revenue	1,522,130	1,372,130	(150,000)
13	Net Revenue Deficiency (NRD):	-	(150,000)	(150,000)
14	Stretch Revenue: the lessor of \$120 Million or 2016 forecast versus actual revenue			(120,000)
		<u>TransCanada</u>	<u>Shippers</u>	<u>Total</u>
15	100% of Stretch Revenue shortfall to Shippers (up to \$120 Million)	-	(120,000)	(120,000)
16	25% of additional \$40M to TransCanada / 75% to Shippers	(7,500)	(22,500)	(30,000)
17	10% additional NRD to TransCanada / 90% to Shippers	0	0	0
18	Total Incentive Earnings (pre-tax)	(7,500)	(142,500)	(150,000)
19	Income Tax @ 25.94%	1,946		
20	Total Incentive Earnings (after-tax)	<u>(5,555)</u>		
	<u>Scenario 5:</u>			
21	Annual Revenue Requirement (including Annual Bridging Amount)	1,522,130	1,522,130	-
22	Annual Revenue	1,522,130	1,582,130	60,000
23	Net Revenue Surplus (NRS):	-	60,000	60,000
24	Stretch Revenue: the lessor of \$120 Million or 2016 forecast versus actual revenue			0
		<u>TransCanada</u>	<u>Shippers</u>	<u>Total</u>
25	100% of Stretch Revenue shortfall to Shippers (up to \$120 Million)	-	-	-
26	100% TransCanada after tax contribution [\$20M/(1-25.94%)]	27,000	-	27,000
27	25% of additional \$40M to TransCanada / 75% to Shippers	8,250	24,750	33,000
28	10% additional NRS to TransCanada / 90% to Shippers	-	-	-
29	Total Incentive Earnings (pre-tax)	35,250	24,750	60,000
30	Income Tax @ 25.94%	(9,144)		
31	Total Incentive Earnings (after-tax)	<u>26,106</u>		